



Coordinate Graphing

Include 1st Quadrant & 4 Quadrants


Teacher

Learning Math through Fun Activities


Coordinate Graphing - First Quadrant

Name: _____




Coordinate Graphing - Four Quadrants

Name: _____



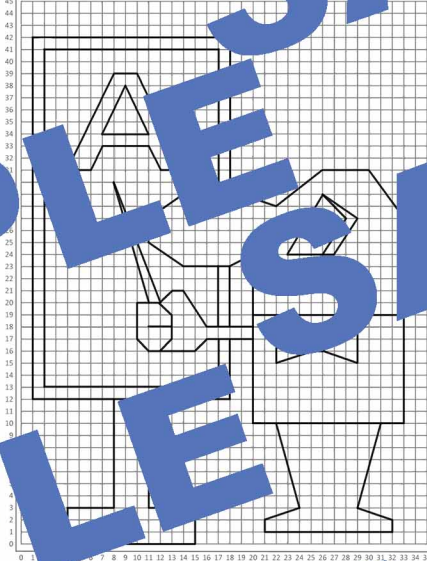
Coordinate Graphing - First Quadrant

Name: _____



Coordinate Graphing - First Quadrant

Name: _____




Coordinate Plane - 1st Quadrant: Teacher

Directions: Use the coordinates (ordered pairs) on the list to graph a picture. Plot the point, and then connect it to the next point. Color it.

START (26,24)	START (30,19)	START (17,29)
(28,27)	(33,19)	(8,39)
(26,29)	STOP	(10,39)
(23,24)	(21,21)	(4,31)
(27,24)	(9,21)	(2,31)
(29,27)	(13,23)	(2,13)
(26,29)	(17,33)	(6,31)
STOP	(6,31)	(4,31)
	(6,39)	STOP
	START (17,18)	
	(17,23)	STOP
	(9,38)	START (11,34)
	(11,34)	(7,34)
	START (11,18)	(9,38)
	(13,18)	STOP
	START (18,29)	
	(18,29)	(15,3)
	(13,17)	(11,3)
	(13,19)	(1,42)
	(12,20)	(1,12)
	(8,39)	(18,12)
	(11,20)	(18,17)
	STOP	STOP
START (22,10)	START (18,18)	
(24,3)	(8,23)	STOP
(21,2)		
(32,1)		
(32,2)		
(29,3)		
STOP		


Coordinate Graphing - Four Quadrants

Name: _____



Coordinate Graphing - Four Quadrants

Name: _____



Coordinate Plane - Four Quadrants: Teacher

Directions: Use the coordinates (ordered pairs) on the list to graph a picture. Plot the point, and then connect it to the next point. Color it.

START (9,3)	START (3,-3)	START (0,9)
(1,3)	(16,-3)	(-7,-3)
(9,-3)	STOP	(-3,-3)
(16,-3)	(-3,-3)	(-5,10)
(12,-3)	(-10,12)	(-10,12)
(12,-3)	(-11,10)	(-11,10)
(9,-3)	(-13,10)	(-13,10)
(9,-3)	(-9,18)	STOP
(-1,-4)	(-1,4)	STOP
(-3,-4)	(-3,4)	STOP
(-5,-4)	(-5,4)	STOP
(-6,-4)	(-6,4)	STOP
(-8,-4)	(-8,4)	STOP
(-10,-4)	(-10,4)	STOP
(-12,-4)	(-12,4)	STOP
(-14,-4)	(-14,4)	STOP
(-16,-4)	(-16,4)	STOP
(-18,-4)	(-18,4)	STOP
(-20,-4)	(-20,4)	STOP
(-22,-4)	(-22,4)	STOP
(-24,-4)	(-24,4)	STOP
(-26,-4)	(-26,4)	STOP
(-28,-4)	(-28,4)	STOP
(-30,-4)	(-30,4)	STOP
(-32,-4)	(-32,4)	STOP
(-34,-4)	(-34,4)	STOP
(-36,-4)	(-36,4)	STOP
(-38,-4)	(-38,4)	STOP
(-40,-4)	(-40,4)	STOP
(-42,-4)	(-42,4)	STOP
(-44,-4)	(-44,4)	STOP
(-46,-4)	(-46,4)	STOP
(-48,-4)	(-48,4)	STOP
(-50,-4)	(-50,4)	STOP
(-52,-4)	(-52,4)	STOP
(-54,-4)	(-54,4)	STOP
(-56,-4)	(-56,4)	STOP
(-58,-4)	(-58,4)	STOP
(-60,-4)	(-60,4)	STOP
(-62,-4)	(-62,4)	STOP
(-64,-4)	(-64,4)	STOP
(-66,-4)	(-66,4)	STOP
(-68,-4)	(-68,4)	STOP
(-70,-4)	(-70,4)	STOP
(-72,-4)	(-72,4)	STOP
(-74,-4)	(-74,4)	STOP
(-76,-4)	(-76,4)	STOP
(-78,-4)	(-78,4)	STOP
(-80,-4)	(-80,4)	STOP
(-82,-4)	(-82,4)	STOP
(-84,-4)	(-84,4)	STOP
(-86,-4)	(-86,4)	STOP
(-88,-4)	(-88,4)	STOP
(-90,-4)	(-90,4)	STOP
(-92,-4)	(-92,4)	STOP
(-94,-4)	(-94,4)	STOP
(-96,-4)	(-96,4)	STOP
(-98,-4)	(-98,4)	STOP
(-100,-4)	(-100,4)	STOP

Term of Use

Copyright © Qiang Ma

All rights reserved by the author.

Credits

I draw all the clipart myself for all the products in my store.

Thank you so much and I hope you enjoy this lesson.

