

In Three Formats:

**Google Slides, PPT, & PDF**



**Prep Free! Ready to Use! Independent!**

# Introduction

1. All versions, PDF, Google Slides, and PPD share the same contents. However, there are slight wording changes to accommodate each version.
2. This product covers Common Core Standards in **NUMBER AND OPERATIONS IN BASE TEN: 1.NBT.1-6**.
3. There are 19 student work pages and 19 answer pages. Student work pages are provided in both ink and color while answer pages are only available in color.

**Page 5-23: Student Work Sheets in Ink**

**Page 24-42: Student Work Sheets in Color**

**Page 43-61: Answer Sheets in Color**

# Table of Contents

1. Count (1.NBT.1)
2. Count (1.NBT.1)
3. Expand Numbers: Find Tens and Ones - Cube (1.NBT.2)
4. Expand Numbers: Find Tens and Ones - Number (1.NBT.2)
5. Expand Numbers: Find Tens and Ones - Riddle (1.NBT.2)
6. Compare Numbers - Number (1.NBT.3)
7. Compare Numbers - Cube, Number, and Vocabulary (1.NBT.3)
8. Compare Numbers - Challenge (1.NBT.3)
9. 10 More or 10 Less - Number (1.NBT.5)
10. 10 More or 10 Less - Riddle (1.NBT.5)
11. Multiples of 10: Add Tens - Cube (1.NBT.4)
12. Multiples of 10: Subtract Tens - Cube (1.NBT.6)
13. Multiples of 10: Add and Subtract Tens - Cube (1.NBT.4, 1.NBT.6)
14. Multiples of 10: Add and Subtract Tens - Equation (1.NBT.4, 1.NBT.6)
15. Multiples of 10: Add and Subtract Tens - Fact Family (1.NBT.4, 1.NBT.6)
16. Multiples of 10: Add and Subtract Tens - Story Problem (1.NBT.4, 1.NBT.6)
17. Add Tens and Ones - Cube (1.NBT.4)
18. Add Tens and Ones - Equation (1.NBT.4)
19. Add Tens and Ones - Story Problem (1.NBT.4)



# Covers ALL standards in Number and Operations in Base Ten

Differentiated! Interactive! Independent! Prep Free! Easy to Use!

Name: ?


## Compare Numbers

Directions: Drag and drop cubes to show which number is greater. Write the words, using a comparison sign for the comparison.

8 is greater than 6. 15 is ? 6.

13 is ? 24. 12 is ? 12.

13 ? 24 12 ? 12



Name: ?

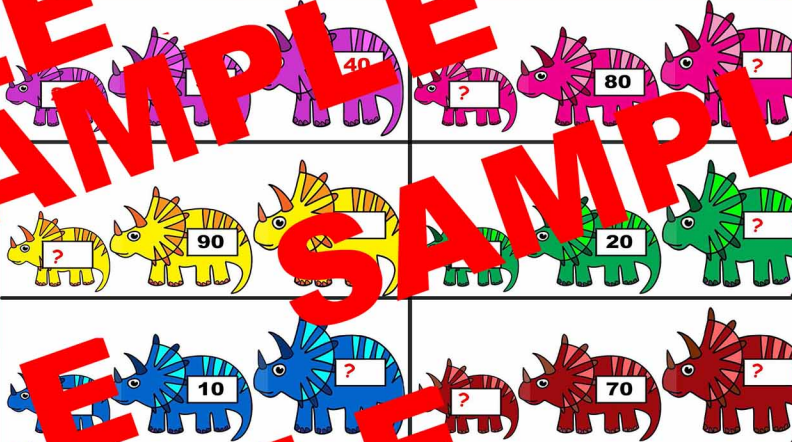
## 10 More or 10 Less

Directions: Read the number on the back of the dino. Write 10 less on the left dino, 10 more on the right dino.

40 80 ?

90 20 ?

10 ? 70 ?



Name: ?

## Multiple of

Directions: Fill the missing numbers.

10 +50 ?


60 + ? ?

? +30 100

80 -30 ?

40 - ? ?

90 - ? 30



Name: ?

## Add Tens and Ones

Directions: Use the workmat, write the equation, and solve the story problem.

A science lab has 12 geckos. It gets 5 more. How many geckos does the science lab have now?

$12 + 5 = 17$

17 geckos

TF Reserve has 35 alligators. 6 more alligators join TF Reserve. How many alligators does TF Reserve have now?

Tens	Ones
3	5
+	6
	1

35 + 6 = 41

41 alligators

There are 24 tortoises living on Peace Island. 8 more tortoises move in. How many tortoises does Peace Island have now?

Tens	Ones
2	4
+	8
	2

24 + 8 = 32

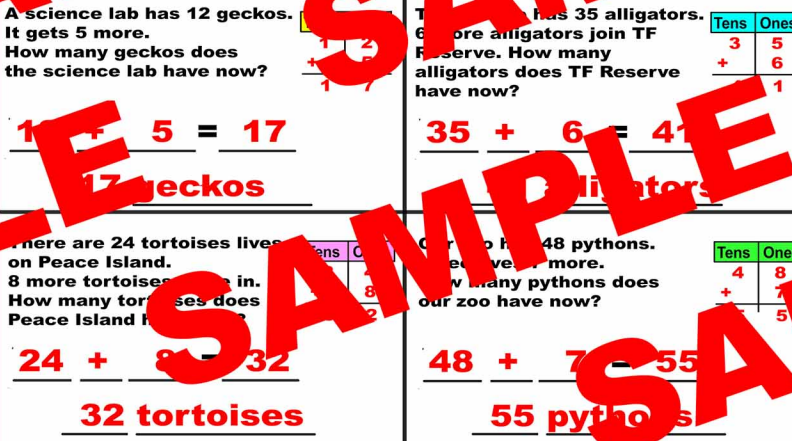
32 tortoises

Our zoo has 48 pythons. 7 more pythons move in. How many pythons does our zoo have now?

Tens	Ones
4	8
+	7
	5

48 + 7 = 55

55 pythons





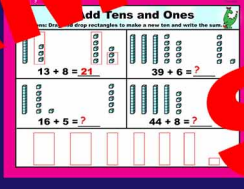





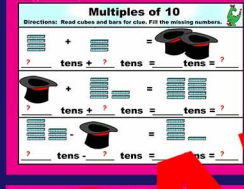









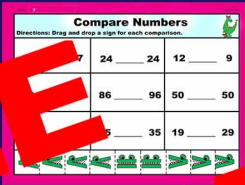

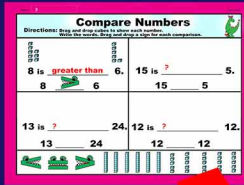

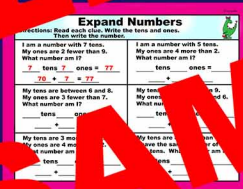

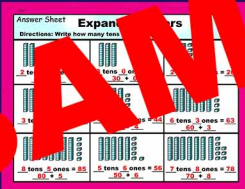
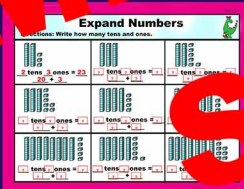

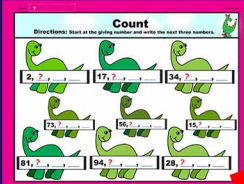
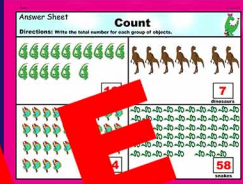
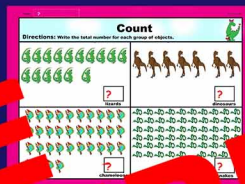





# Google Slides Version

## First Grade Math Place Value

1.NBT.1 - 6








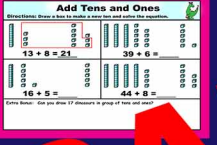





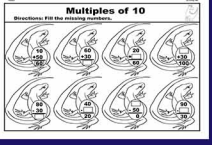
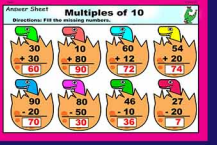







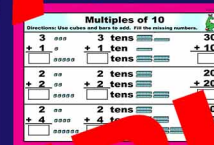
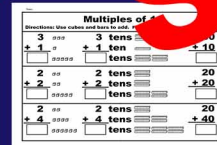










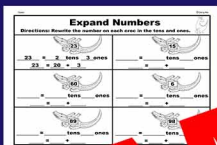



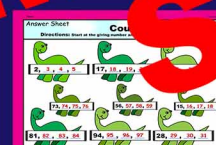

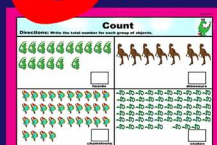



# PDF Version

# First Grade Math

# Place Value

1.NBT.1 - 6



# **Term of Use**

**Copyright @Qiang Ma**  
**All rights reserved by the author.**

## **Credits**

**I draw all the clipart myself for all the products in my store.**

**Qiang Ma**



**Let children be engaged, challenged, and shine!**

*Thank you  
for using this lesson!*