

In Three Formats:

**Google Slides, PPT, & PDF**



**Prep Free! Ready to Use! Independent!**

# Introduction

1. All versions, PDF, Google Slides, and PPD share the same contents. However, there are slight wording changes to accommodate each version.
2. This product covers Common Core Standards in Geometry: 1.G.1 and 1.G.2.
3. There are 17 student work pages and 17 answer pages. Student work pages are provided in both ink and color while answer pages are only available in color.

**Page 5-25: Student Work Sheets in Ink**

**Page 26-46: Student Work Sheets in Color**

**Page 47-63: Answer Sheets in Color**

# Table of Contents

1. Open and Closed Shapes
2. 2D Attributes - Square
3. 2D Attributes - Rectangle
4. 2D Attributes - Triangle
5. 2D Attributes - Circle
6. 2D Attributes - Pentagon
7. 2D Attributes - Hexagon
8. Draw 2D Shapes - Square Corner
9. Draw 2D Shapes - Square or Rectangle
10. Draw 2D Shapes - Triangle
11. Draw 2D Shapes - Circle
12. Build 2D Shapes - Giraffe
13. Build 2D Shapes - Horse
14. Build 2D Composite Shapes - Design 1 & 2
15. Decompose 2D Shapes - Dolphin
16. 2D Formative Assessment

Covers 1.G.1, 1.G.2 standards in Geometry

Differentiated! Interactive! Independent! Prep Free! Easy to Use!

Name: \_\_\_\_\_

### Answer Sheet 2D Attributes

Directions: Fill the blanks. Drag and drop a dot to each corner. Drag and drop a label to the side of a shape.

Name: triangle

Number of Sides: 3


Number of Corners: 3

Open or Closed: closed

Symmetry or Not: Yes.

If it has symmetry, could you draw a line of symmetry on this shape?

\_\_\_\_\_



Name: \_\_\_\_\_

### Answer Sheet Draw 2D Shapes


Directions: Drag and drop an elephant on a shape that follows the sorting rules. Draw a shape that fits the rule. Drag and drop a name for your shape.

Shapes with three corners and three sides.

Draw your shape.

triangle


rectangle circle square



Name: \_\_\_\_\_

### Answer Sheet Build a Shape

Directions: Drag, turn, and drop 2D shapes to build a shape like the sample. The eye is positioned for you on the shape.



Name: \_\_\_\_\_

### Answer Sheet Decompose 2D Shapes

Directions: Count and record the total number of each 2D shape.

red	1	purple	3
pink	0	light pink	2
yellow	43	grey	3
blue	1		
green	1		









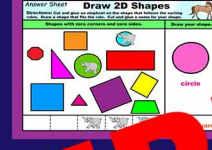
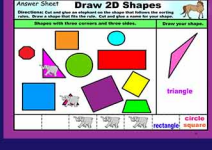

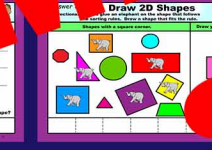



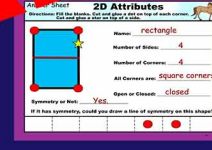




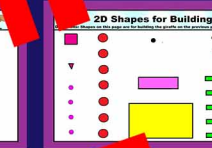

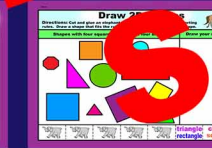

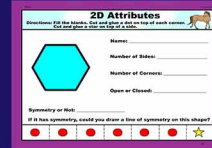













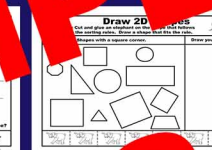












# PDF Version

# First Grade Math

# 2D Shapes



# **Term of Use**

**Copyright @Qiang Ma**  
**All rights reserved by the author.**

## **Credits**

**I draw all the clipart myself for all the products in my store.**

**Qiang Ma**



**Let children be engaged, challenged, and shine!**

*Thank you  
for using this lesson!*