



# Writing Craft

## List Writing

### Thanks on Thanksgiving Day



**Distance Learning Enabled!**

**Step by Step Student Assignment**

**\*Step by Step Assignment Directions  
for Distance Learning/  
Independant Writing Center/  
Regular Classroom Teaching  
\*Prep Free! Ready to Go!**

**\*Step by Step Assignment Directions  
for Distance Learning/  
Independant Writing Center/  
Regular Classroom Teaching  
\*Prep Free! Ready to Go!**

**\*Prep Free! Ready to Go!**

## Getting Started: Thanksgiving Writing

1. It is suggested to get the following items ready

Items needed	Teacher	Student
2 Thanksgiving Craft Writing Paper Black Line Sets	V	V
2 Thanksgiving Craft Writing Paper Color Sets	V	*
Lesson Plan (Distance Learning enabled)		
Distance Learning Assignment		V
Teacher Finished Sample Package:		
<ul style="list-style-type: none"> <li>1 complete Teacher Writing Sample</li> <li>1 complete Student Writing Sample</li> <li>4 Students Writing Samples</li> </ul>	I type for you to copy. In real life you are going to write to model for your students.	
Scissors		V
Glue		V

2. Read the **Writing Assignment Directions**.
3. Read the **Writing Assignment Directions**.
4. Look at the **Writing Assignment Directions**.
5. Photocopy 4 page package (1 Thanksgiving Cover Page, 3 Writing Pages) for students. Make an extra set for the teacher to use.
6. This lesson is designed as cross curriculum among ELA/List Writing, History/Holiday, and Fine Arts.

## Lesson Plan: Thanks on Thanksgiving Day

*List Writing using Thanksgiving Craft Book*

1. "Distance Learning Writing Task: Thanks on Thanksgiving Day" on next page is an assignment direction for students to complete the list of thanks writing all by themselves. All you need to do is to give them the "Distance Learning Writing Task: Thanks on Thanksgiving Day", Teacher Writing Sample, Student Writing Sample 1 and 2, and blank Thanksgiving sheets (one for cover page, three for actual writing).
2. For normal classroom teaching, you can follow "Distance Learning Writing Task: Thanks on Thanksgiving", though you have more flexibilities in every steps.
3. Student Writing Samples are from my first graders.
4. You could not only use the "Distance Learning Writing Task: Thanks on Thanksgiving Day" as an assignment, but also use it as an independent writing center activity.
5. You could also use the Thanksgiving Craft and any Thanksgiving related...

### Distance Learning Writing Task:

## Thanks on Thanksgiving Day

*List Writing using Thanksgiving Craft Book*


1. Introduction
2. 1. You are going to write three lists of thanks using the Thanksgiving Craft Book pages.
3. 2. This is a four-page-writing project: one page for the cover, three pages for writing. Pick the writing paper set you want to use.
4. 3. Read the Teacher Writing Sample and also look at the Student Writing Samples about their writings and illustrations/colors. These Student Writing Samples are from first graders.
5. 4. You should try to use adjectives, prepositional phrases, interesting writer's crafts (such as similes and dialog) as much as you can. You should use complete sentences. You should always use a capital letter at the beginning of every sentence. You should always use a period at the end of every sentence. You should always use an empty space on the writing section. For better writing, you should make a drawing. You could always use a ruler to trace your writing lines.
6. 5. Be creative, be happy, and have fun drawing and writing.
7. 6. Page 1. Look at the cover page from the Teacher Writing Sample and the Student Writing Samples.
8. 7. 2. Write down the title of the page. You do not have to color the same way as those first graders. Color in the way you want to be creative.
9. 3. Page 2. Write down the names of the people you are going to thank. You are going to write a list of thanks to thank people in your life for what they have been helping you. You could write thanks to your family members like parents, grandparents, sisters, and brothers. You could also write thanks to people in your community like firefighters, doctors, teachers, gardeners, and friends.
10. 4. Look at page 1 of Teacher Writing Sample. In this sample, people to thank are Mom, Dad, sisters, teacher, and Amy. One sentence is for one person. Each

- sentence not only mentions the person, but also gives the reason why that person wins the author's thankfulness. For example, "I thank my mom for cooking the yummy food." The person the author thanks is her mom. The reason the author thinks is that her mom cooks the yummy food.
- 3.3. Put Teacher Writing Sample away.
- 3.4. Now start to write this paragraph:
- You could start your sentence with "It's Thanksgiving!"
  - For each list item, you could use the sentence starter: "I thank... for..."
  - You must give reasons why you are thankful to them.
  - You could end your paragraph by saying: "I hope you all receive my thanks!"
- Color the page. Edit the page.
- List of things to thank for technology inventions that make your life easier or better. You could include links to modern technologies like computers, smartphones, etc. Thank you to inventions like eyeglasses.
4. Now put Teacher Writing Sample. In this sample, technologies and inventions to thank for are books, computers, airplanes, Internet, and light bulbs. One sentence for each technology/invention. Each sentence not only mentions the technology/intervention, but also gives the reason why that technology/intervention wins the author's thankfulness. For example, "I thank airplanes for carrying me to far away lands." The technology is the airplane. The reason the author thanks it is because he can travel so far away lands.
- 4.3. Put Teacher Writing Sample away.
- 4.4. Now start to write this paragraph:
- You could start your sentence with "It's Thanksgiving!"
  - For each list item, you could use the sentence starter: "I thank... for..."
  - You must give reasons why you are thankful to them.
  - You could end your paragraph by saying: "I hope you all receive my thanks!"
- 4.5. Color the page. Edit the page.
- Page 3 – List of things to thank for.
- 5.1. You are going to write a list of things that nature has given us in your life for which you have been being happy. You could write about the sun, the moon, the stars, the universe, and the galaxy; the oceans, the land, the mountains, the snow, the rain, and the wind.








- 5.2. Look at page 4 of Teacher Writing Sample. In this sample, natural objects to thank for are the sun, the moon, the wind, the rain, and the earth. One sentence for one object. Each sentence not only mentions the object, but also gives the reason why that object wins the author's thankfulness. For example, "I thank the sun for the heat and light around me." The object the author thanks is the sun. The reason the author thanks it is that the sun gives off heat and light around her.
- Put Teacher Writing Sample away.
- 5.3. Now start to write this page.
- You could start your page with "It's Thanksgiving!"
  - For each list entry, you could use this sentence starter "\_\_\_\_\_ for \_\_\_\_\_."
  - You could give specific reasons that you thank them for.
  - You could end your page with "I hope you all receive my thanks."
- 5.4. Color the page 5-6 the page.
6. Make \_\_\_\_\_ pages out of \_\_\_\_\_ for \_\_\_\_\_ order.
- 6.1. \_\_\_\_\_ editing \_\_\_\_\_ and the drawing \_\_\_\_\_
- 6.2. \_\_\_\_\_ Sh \_\_\_\_\_ with at least two audience \_\_\_\_\_
- 6.3. \_\_\_\_\_ to a final editing upon comments from your audience.
8. \_\_\_\_\_ Imitation \_\_\_\_\_



# Different Sets Included



# Teacher Writing Sample



# Term of Use

Copyright © Qiang Ma

All rights reserved by the author.

# Credits

I draw all the clipart myself for all the products in my store.

Thank you so much and I hope you enjoy this lesson.

