

Science Project: Environment Vocabulary


Definition & Illustration

24 Vocabulary Cards Plus 2 sets of Borders



Learning Environment Science
through Fun Project

Qiang Ma



Getting Started: Environment Vocabulary Booklet

1. It is suggested to get the following items ready.

Items needed	Teacher	Student
Lesson Plan	V	
<ul style="list-style-type: none"> 1 Front Cover Page Border in colors 1 Front Cover Page Border in black lines 2 Vocabulary Borders in matching colors 	V Teacher can pick any matching set to use.	*
Teacher Finished Sample Package: <ul style="list-style-type: none"> 1 Environment Vocabulary Booklet in colors 1 Environment Vocabulary Booklet in black lines Making the Booklet directions 8 Sample Student Cover Pages 	V	
Vocabularies and illustrations included in the Environment Vocabulary Booklet: Environment, living thing, nonliving thing, energy, food chain, habitat, ecosystem, community, stream, tundra, desert, grassland, wetland, coral reef, coast, mountain, flood, drought, pollution, erosion, resource, competition, shelter, and biome.		
Sharpie	V	V
Crayon/Markers	V	V

V: must, *: optional

2. Read the lesson plan.
3. Look at the finished sample works included.
4. If you don't have a color printer, there is a black border set for you to use. Make the booklets for students. Make an extra set for you to use.
5. The lesson is designed as a cross-curriculum among ELA, Science/Environment, and Fine Arts using GLAD strategies.

©Qiang Ma

Name: _____

Grade: _____

Room: _____

School: _____

Environments

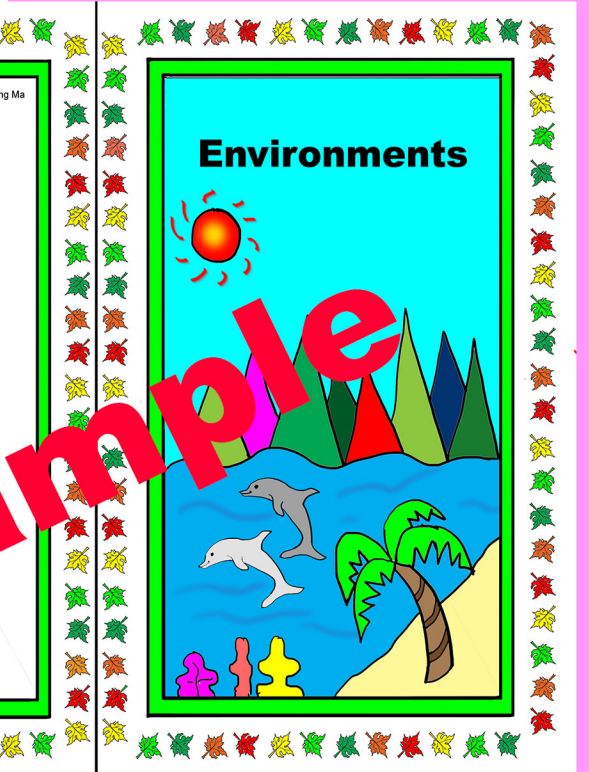
©Qiang Ma

Name: _____

Grade: _____

Room: _____

School: _____



©Qiang Ma

Name: _____

Grade: _____

Room: _____

School: _____

Environments

©Qiang Ma

Name: _____


Grade: _____

Room: _____


School: _____

Environments


environment: All the living and nonliving things around a living thing.




nonliving thing: Something that does not need food, water, and air to live.




Living thing: Something that needs air, food, water, and space to live. Plants and animals are living things.




energy: The power to cause change. Energy from the sun warms land, air, and water.




food chain: The order in which energy moves from one thing to another.




habitat: A part of an environment where a plant or animal lives.




ecosystem: All the living and nonliving things that exist and interact in one place.




community: A group of living things that live in the same area and interact with each other.



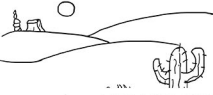
stream: A small river.




tundra: A cold, treeless area that has short, cool summers and long, cold winters.




Desert: An area that receives less than about 25 cm of precipitation in a year.




grassland: An area made up of large, flat land that is covered with grasses.




wetland: A land area that is soaked with water, either permanently or seasonally.



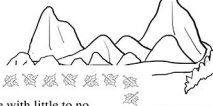
coast: A land and water habitat along an ocean.



coral reef: A large underwater structure made of dead and living corals.



mountain: A high part of Earth's surface.



flood: An overflowing of a large amount of water.




erosion: The process of weathered rock and soil being moved from one place to another.




pollution: The addition of any harmful materials to the environment.




resource: A thing found in nature that is useful to organisms.




shelter: A safe place for animals to live.




competition: The struggle of one organism against another to gain resources.




biome: A large area that has similar living things and about the same temperature and rainfall throughout.




environment: All the living and nonliving things around a living thing.




nonliving thing: Something that does not need food, water, and air to live.



Living thing: Something that needs air, food, water, and space to live. Plants and animals are living things.



energy: The power to cause change. Energy from the sun warms land, air, and water.



food chain: The order in which energy moves from one thing to another.



habitat: A part of an environment where a plant or animal lives.



ecosystem: All the living and nonliving things that exist and interact in one place.



community: A group of living things that live in the same area and interact with each other.



stream: A small river.



tundra: A cold, treeless area that has short, cool summers and long, cold winters.




Desert: An area that receives less than about 25 cm of precipitation in a year.




grassland: An area made up of large, flat land that is covered with grasses.



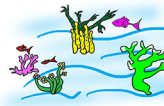
wetland: A land area that is soaked with water, either permanently or seasonally.




coast: A land and water habitat along an ocean.



coral reef: A large underwater structure made of dead and living corals.



mountain: A high part of Earth's surface.



flood: An overflowing of a large amount of water.



erosion: The process of weathered rock and soil being moved from one place to another.



pollution: The addition of any harmful materials to the environment.



resource: A thing found in nature that is useful to organisms.



shelter: A safe place for animals to live.



competition: The struggle of one organism against another to gain resources.



biome: A large area that has similar living things and about the same temperature and rainfall throughout.



Making the Booklet

Step by Step Instructions

Step 1

©Qiang Ma




Step 2




Step 3



Step 4

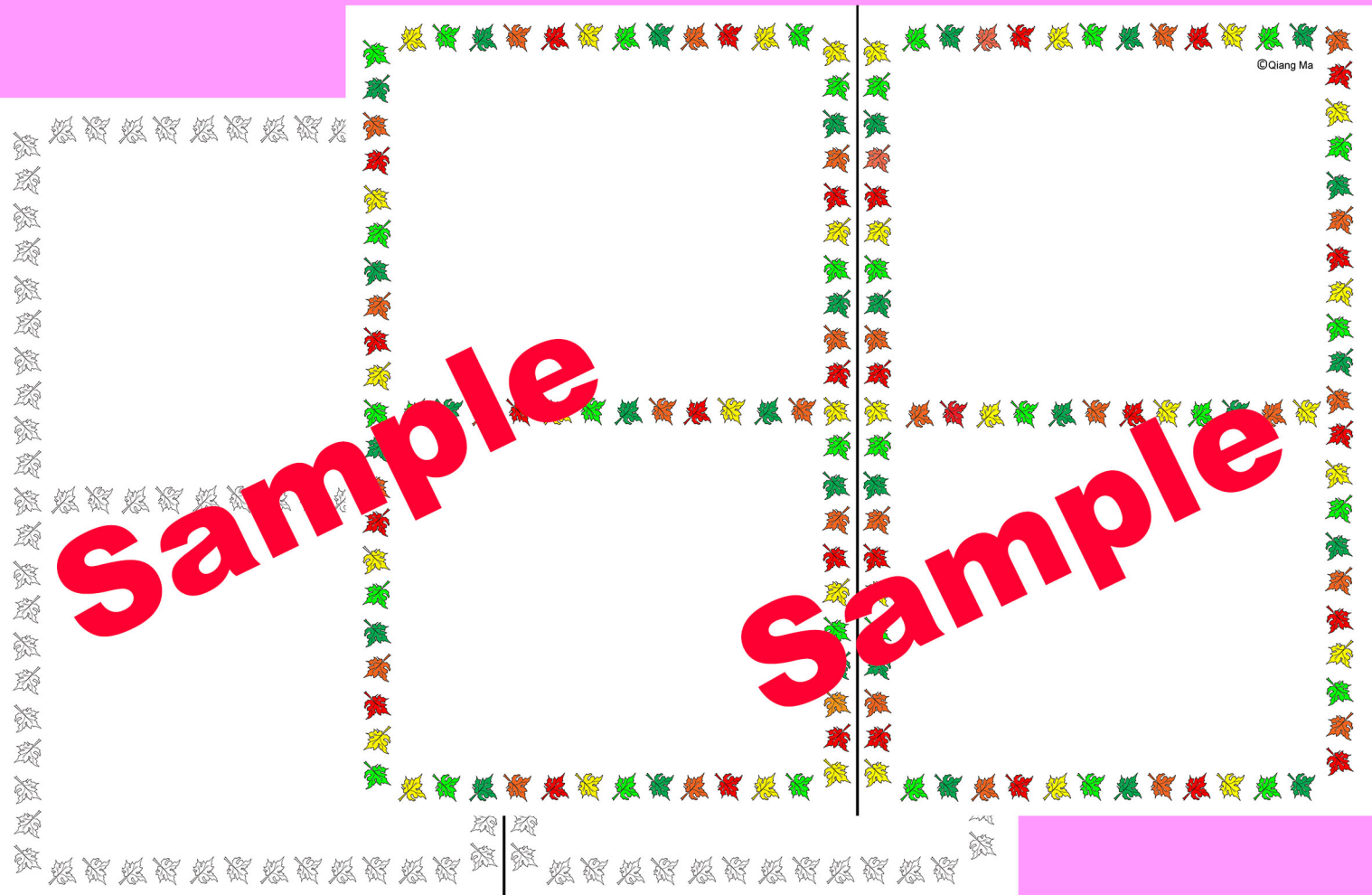



Step 5



©Qiang Ma

Sample Student Cover Pages



Term of Use

Copyright © Qiang Ma

All rights reserved by the author.

Credits

I draw all the clipart myself for all the products in my store.

Thank you so much and I hope you enjoy this lesson.

