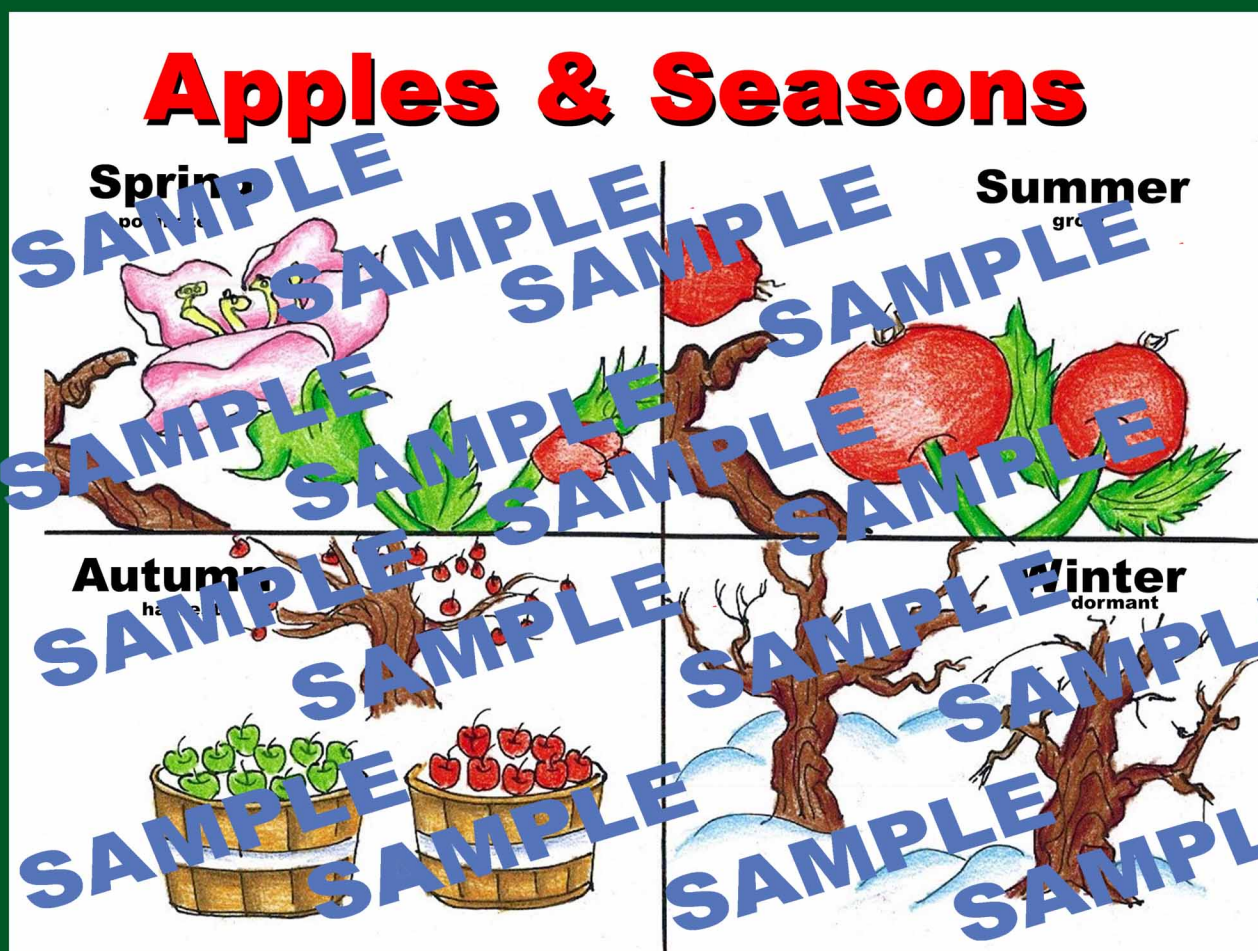


Close Reading

Plus Writing Activities

Apples By Gail Gibbons

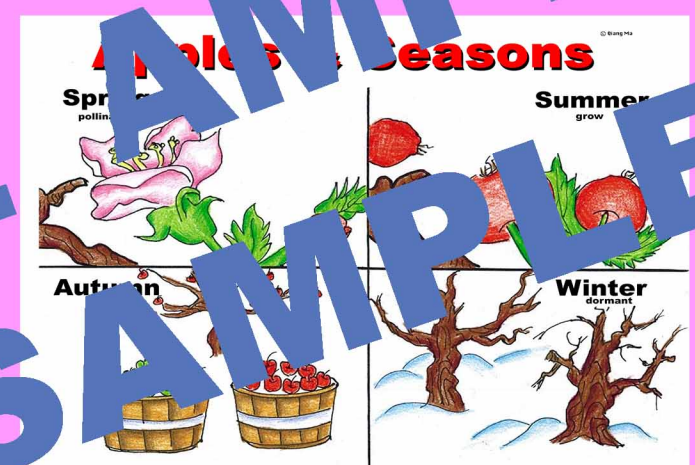
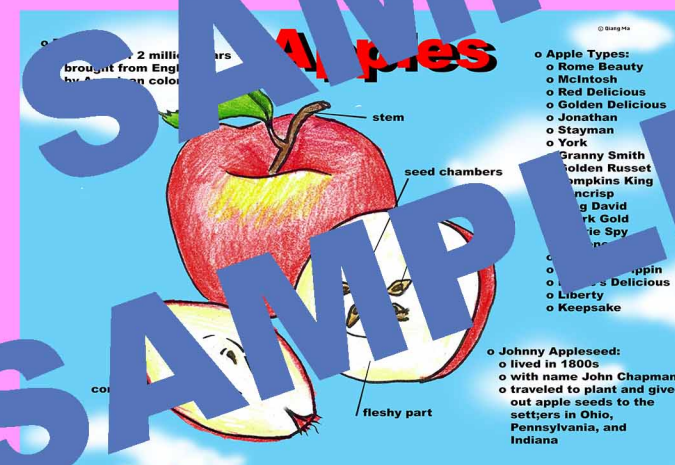


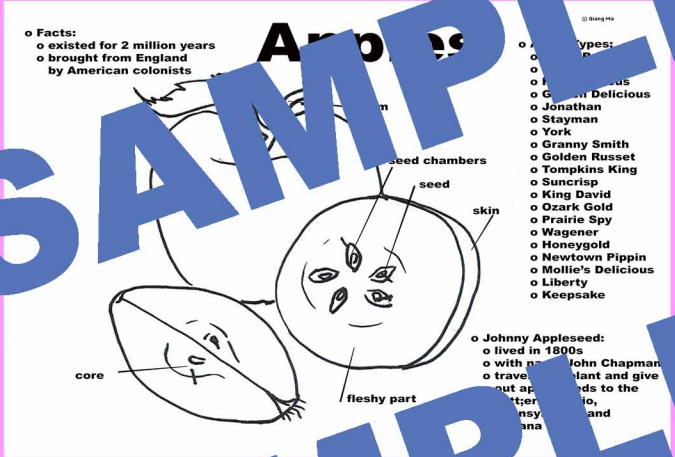



Teaching Plant Science through

Reading, Comprehension, Vocabulary,
Posters, and Reflection

Qiang Ma





APPLES Close Reading Organizer

Title: _____

Remember

- Colors to mark the passage:
- Highlight the title in yellow.
 - Underline the topic sentence in green.
 - Circle the important words in red.
 - Use close reading symbols throughout text.
- CLOSE reading symbols:
- Check Mark(✓) – understands story
 - Star (*) – something is important
 - Exclamation mark (!) – something new, something that is surprising
 - Question mark (?) – unsure, don't understand it

The main idea of these passages is to _____

What have you learned about apples?

APPLES Close Reading Organizer

Things to remember

- Colors to mark the passage:
- Highlight the title in yellow.
 - Underline the topic sentence in green.
 - Circle the important words in red.
 - Use close reading symbols throughout text.
- CLOSE reading symbols:
- Check Mark(✓) – understands story
 - Star (*) – something is important
 - Exclamation mark (!) – something new, something that is surprising
 - Question mark (?) – unsure, don't understand it

The main idea of these passages is to introduce apples.

What have you learned about apples? learned Native American Indians brought apple seeds before the first American settlers brought apple seeds from England.

APPLES (1)

An apple is a fruit. It grows on an apple tree. They have been in existence for about two million years.

The first American colonists brought apple seeds westward, where they were used to make applesauce.

Some settlers found that Native Americans had already brought apple seeds west and had apple trees growing near their villages.

Many times during the early 1800s, John Chapman traveled throughout the wilderness of Ohio, Pennsylvania, and Indiana planting apple seeds. Also, he gave seeds to the settlers there. He became known as Applesseed.

Some apples are grown at home, but most are grown commercially. Each year, about 250 million bushels of apples are grown in the United States, and about 28 million bushels are grown in Canada.

APPLES (1)

An apple is a fruit. It grows on an apple tree. Apple trees have been in existence for about two million years.

The first American colonists brought apple seeds and seedlings with them from England. As the colonists moved westward, they brought apple seeds and seedlings with them. Some settlers found that Native American Indians had already brought apple seeds west and had apple trees growing near their villages.

Many times during the early 1800s, John Chapman traveled throughout the wilderness of Ohio, Pennsylvania, and Indiana planting apple seeds. Also, he gave seeds and seedlings to the settlers there. He became known as Applesseed.

Some apples are grown at home, but most are grown commercially. Each year, about 250 million bushels of apples are grown in the United States, and about 28 million bushels are grown in Canada.

APPLES (2)

Text Dependent Questions (1)

What is the number one growing fruit tree in the world?

What did the first American colonists find about apples when they moved westward? Who is Johnny Applesseed?

Which country grows more apples? United States or Canada?

APPLES (2)

Text Dependent Questions (1)

What is the number one growing fruit tree in the world?

What did the first American colonists find about apples when they moved westward? Who is Johnny Applesseed?

Which country grows more apples? United States or Canada?

APPLES (2)

Text Dependent Questions (1)

What is the number one growing fruit tree in the world?

What did the first American colonists find about apples when they moved westward? Who is Johnny Applesseed?

Which country grows more apples? United States or Canada?

APPLES (2)

Text Dependent Questions (1)

What is the number one growing fruit tree in the world?

What did the first American colonists find about apples when they moved westward? Who is Johnny Applesseed?

Which country grows more apples? United States or Canada?

APPLES (2)

Text Dependent Questions (1)

What is the number one growing fruit tree in the world?

Describe apple trees in summer. Describe apple trees in autumn. Describe apple trees in winter.

Describe apple trees in winter.

APPLES (2)

Text Dependent Questions (1)

What is the number one growing fruit tree in the world?

Describe apple trees in summer. Describe apple trees in autumn. Describe apple trees in winter.

Describe apple trees in winter.

APPLES (2)

Text Dependent Questions (1)

What is the number one growing fruit tree in the world?

Describe apple trees in summer. Describe apple trees in autumn. Describe apple trees in winter.

Describe apple trees in winter.

APPLES (2)

Text Dependent Questions (1)

What is the number one growing fruit tree in the world?

Describe apple trees in summer. Describe apple trees in autumn. Describe apple trees in winter.

Describe apple trees in winter.

Vocabulary

seed	A small object from which a new plant can grow.
seedling	A young tree.
stem	A plant part that bearing leaves, flowers, or fruit.
core	The central part of a fruit (apple) that contains seeds.
carpel	A female flower part that produces seeds.
blossom	A flower, usually of a fruit tree.
pollinated	Gave a plant pollen from another plant of the same kind so that seeds will be produced.
dormant	Alive but not actively growing.

Vocabulary

seed	A small object from which a new plant can grow.
seedling	A young tree.
stem	A plant part that bearing leaves, flowers, or fruit.
core	The central part of a fruit (apple) that contains seeds.
carpel	A female flower part that produces seeds.
blossom	A flower, usually of a fruit tree.
pollinated	Gave a plant pollen from another plant of the same kind so that seeds will be produced.
dormant	Alive but not actively growing.

Getting Started: Apple Close Reading

1. It is suggested to get the following items ready.

Items needed	Teacher	Student
The Book <u>Apples</u> by Gail Gibbons	V	
Lesson Plan	V	
Vocab Poster	V *Teacher can blow the original black and white sample into a poster.	
Info Organizer	V	V
2 Blank Sheets for Drawings	V	V
2 Reading Passages	V	V
2 sets of Text Dependent Questions	V	V
Vocab	V	V
<ul style="list-style-type: none"> 1 Apples Black Line Drawing 1 Apples Black Line Drawing with labels 1 Apples & Seasons Black Line Drawing 1 Apples & Seasons Black Line Drawing with labels 	V	
<ul style="list-style-type: none"> 1 Apples Color Drawing 1 Apples Color Drawing with labels 1 Apples & Seasons Color Drawing 1 Apples & Seasons Color Drawing with labels 	* Teacher can blow the original black and white sample into a poster and color it.	* Students may create the poster in groups by using teacher's sample
Teacher Finished Sample Package: <ul style="list-style-type: none"> 1 Apples Color Drawing with labels 1 Apples & Seasons Color Drawing with labels 1 Vocab Poster with Post-it notes 1 Info Organizer completed 2 Reading Passages with marks 2 Text Dependent Questions sets with answers Vocab Sheet with answers 	* I tried to type as much as possible for you to read easily. In real time, you are going to hand write to model for your students. Your students can also write their own answers in their own way after group discussing.	
Sharpie, Crayon/Markers	V	V
Post-It	*	

V: must, *: optional

2. Read the lesson plan.
3. Look at the finished sample works included.
4. Photocopy 8 page package (1 Info Organizer, 2 Reading Passages, 2 Text Dependent Questions sets, 1 Vocab Sheet, and 2 empty sheets for drawing) for students. Make an extra set for the teacher to use.
5. The lesson is designed as cross curriculum among ELA, Science/Plant & Season/Apple, and Fine Arts using close reading and GLAD strategies.

Term of Use

Copyright © Qiang Ma

All rights reserved by the author.

Credits

I draw all the clipart myself for all the products in my store.

Thank you so much and I hope you enjoy this lesson.

