

Coordinate Graphing

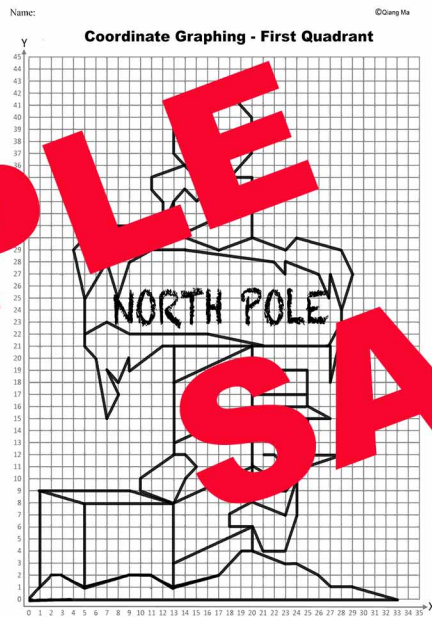
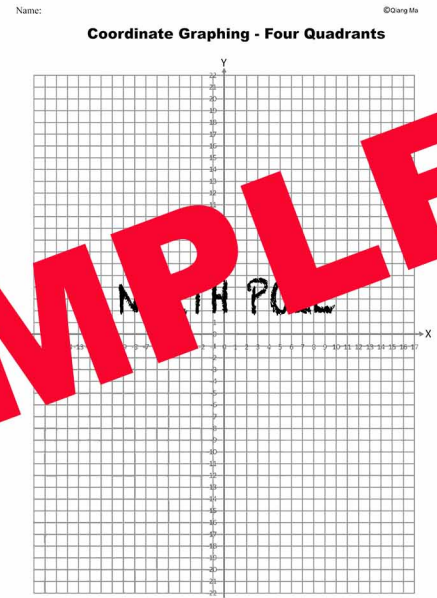
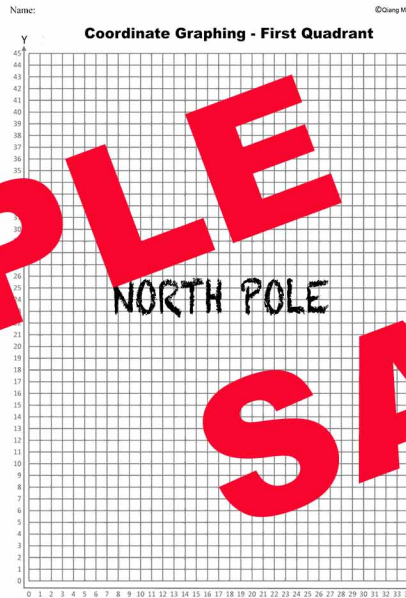
Include 1st Quadrant & 4 Quadrants

North Pole



Learning Math through
Fun Activities

Qiang Ma

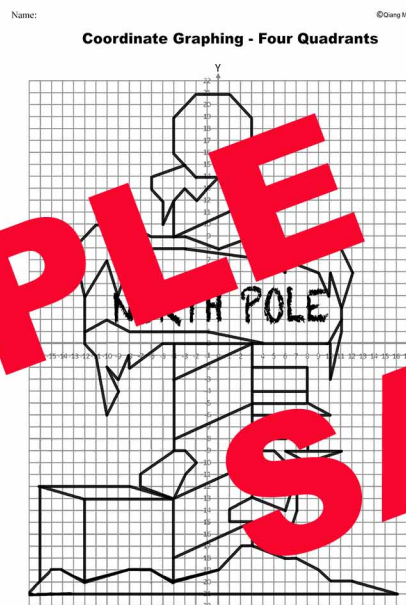
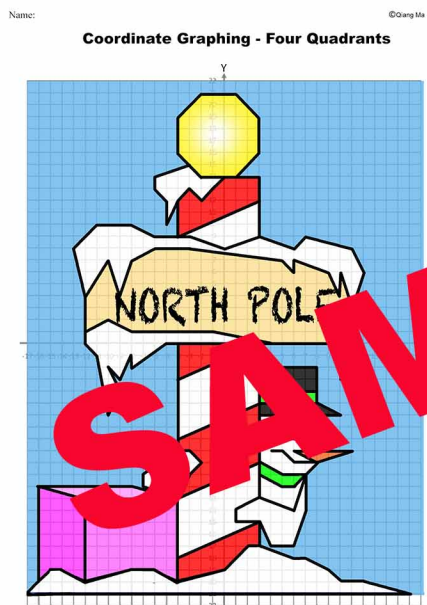


Name: _____ ©Qiang Ma

Coordinate Plane - 1st Quadrant: North Pole

Directions: Use the coordinates (ordered pairs) on the list to graph a picture. Plot each point, and then connect it to the next point. Color it.

START (20,30)	(5,25)	(5,22)	(13,8)	(20,17)	(13,8)
(20,35)	(7,28)	(7,23)	(10,9)	(25,17)	(10,9)
(15,35)	(8,25)	(9,22)	(10,10)	STOP	
(13,37)	(9,28)	(16,22)	(13,12)		
(15,42)	(14,29)	STOP		START (22,14)	(22,14)
(18,42)	(22,28)			(23,14)	(23,14)
(20,40)	(23,27)			(23,13)	(23,13)
(20,37)	(23,27)			(22,13)	(22,13)
(18,35)	(23,27)			(22,14)	(22,14)
				(23,14)	(23,14)
				STOP	
				START (13,3)	(13,3)
				(18,7)	(18,7)
				(18,6)	(18,6)
				(24,14)	(24,14)
				(20,6)	(20,6)
				(23,12)	(23,12)
				(23,4)	(23,4)
				(24,7)	(24,7)
				(24,10)	(24,10)
				STOP	
				START (20,21)	(20,21)
				(20,8)	(20,8)
				STOP	
				START (13,18)	(13,18)
				(13,18)	(13,18)
				STOP	
				START (20,19)	(20,19)
				(25,19)	(25,19)
				(25,16)	(25,16)
				STOP	
				START (21,12)	(21,12)
				(22,12)	(22,12)
				(23,11)	(23,11)
				(25,11)	(25,11)
				(28,12)	(28,12)
				(28,11)	(28,11)
				(23,9)	(23,9)
				(22,9)	(22,9)
				(20,10)	(20,10)
				STOP	



Name: _____ ©Qiang Ma

Coordinate Plane - Four Quadrants: North Pole

Directions: Use the coordinates (ordered pairs) on the list to graph a picture. Plot each point, and then connect it to the next point. Color it.

START (3,9)	(-12,4)	(-12,1)	(-4,-3)	(5,-7)	(-4,-13)
(3,14)	(-10,7)	(-10,2)	(3,0)	(6,-7)	(-8,-12)
(-2,14)	(-9,4)	(-8,1)	STOP	(6,-8)	(-16,-22)
(-4,16)	(-8,7)	(-1,1)	(5,-8)	(5,-7)	(-12,-13)
(-4,19)	(-6,8)	(4,0)	STOP	(5,-7)	(-4,-13)
(-2,21)	(-3,8)	STOP		(-4,-20)	(-4,-20)
(5,7)	(5,7)	STOP		START (-4,-8)	(-4,-8)
(3,19)	(6,6)	(3,-5)		(3,-5)	(3,-5)
(3,16)	(6,7)	STOP		(8,-5)	(8,-5)
(1,14)	(10,4)	(10,0)	(10,-6)	START (10,-6)	(10,-6)
(10,4)	(10,6)	(11,2)	(3,-6)	(3,-6)	(-12,-20)
(11,3)	(11,3)	STOP		STOP	
(12,6)	(12,6)			START (12,6)	(12,6)
(-3,15)	(-1,18)	(-1,18)		START (-12,-13)	(-12,-13)
(-6,10)	(-6,10)	(-6,10)		(-8,-12)	(-8,-12)
(-6,2)	(-6,2)	(-6,2)		(-16,-22)	(-16,-22)
(-5,1)	(-5,1)	(-5,1)		(-12,-13)	(-12,-13)
(-4,1)	(-4,1)	(-4,1)		(-4,-13)	(-4,-13)
(-3,1)	(-3,1)	(-3,1)		(-4,-20)	(-4,-20)
(-2,1)	(-2,1)	(-2,1)		STOP	
(-1,1)	(-1,1)	(-1,1)		START (-4,-8)	(-4,-8)
(-1,1)	(-1,1)	(-1,1)		(3,-5)	(3,-5)
(-1,1)	(-1,1)	(-1,1)		(8,-5)	(8,-5)
(-1,1)	(-1,1)	(-1,1)		(10,-6)	(10,-6)
(-1,1)	(-1,1)	(-1,1)		(12,6)	(12,6)
(-1,1)	(-1,1)	(-1,1)		(10,-6)	(10,-6)
(-1,1)	(-1,1)	(-1,1)		(8,-12)	(8,-12)
(-1,1)	(-1,1)	(-1,1)		(6,-12)	(6,-12)
(-1,1)	(-1,1)	(-1,1)		(3,-11)	(3,-11)
(-1,1)	(-1,1)	(-1,1)		STOP	
(-1,1)	(-1,1)	(-1,1)		START (-4,-8)	(-4,-8)
(-1,1)	(-1,1)	(-1,1)		(3,-5)	(3,-5)
(-1,1)	(-1,1)	(-1,1)		(8,-5)	(8,-5)
(-1,1)	(-1,1)	(-1,1)		(10,-6)	(10,-6)
(-1,1)	(-1,1)	(-1,1)		(12,6)	(12,6)
(-1,1)	(-1,1)	(-1,1)		(10,-6)	(10,-6)
(-1,1)	(-1,1)	(-1,1)		(8,-12)	(8,-12)
(-1,1)	(-1,1)	(-1,1)		(6,-12)	(6,-12)
(-1,1)	(-1,1)	(-1,1)		(3,-11)	(3,-11)
(-1,1)	(-1,1)	(-1,1)		STOP	

Term of Use

Copyright © Qiang Ma

All rights reserved by the author.

Credits

I draw all the clipart myself for all the products in my store.

Thank you so much and I hope you enjoy this lesson.

