

Coordinate Graphing


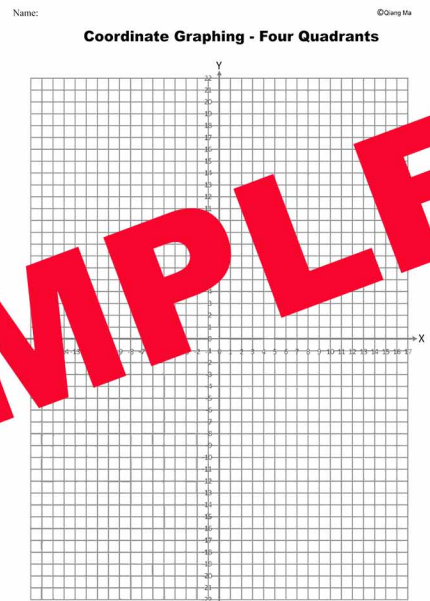
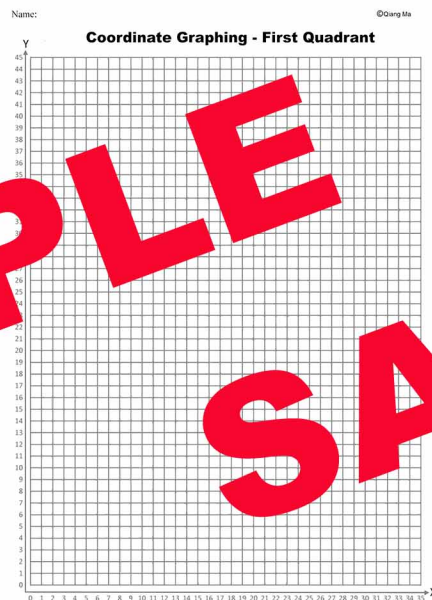
Include 1st Quadrant & 4 Quadrants

Star of Bethlehem



Learning Math through Fun Activities


Qiang Ma



Coordinate Plane - 1st Quadrant: Star of Bethlehem

Directions: Use the coordinates (ordered pairs) on the list to graph a picture. Plot each point, and then connect it to the next point. Color it.

START (17,42) (20,35) (25,36) (23,32) (33,30) (23,28) (25,24) (20,25) (17,7) (14,25) STOP	START (25,24) (17,30) (20,25) STOP (17,30) (14,25) STOP	START (0,6) (3,5) (3,7) (4,8) (5,7) (5,5) (6,6) (1,1) (1,7) (9,13) (13,4) (14,4) (11,5) (9,2) (9,5) (20,6) (21,5) (21,3) (25,5) (25,7) (26,8) (27,7) (27,5) (29,4) (30,3) (30,5) (31,6) (32,6) (33,5) (33,2) (34,2) (34,0) (0,0) (0,6) STOP	START (2,16) (3,16) (3,14) (4,14) (4,17) (13,12) STOP START (20,15) (22,15) (5,26) (7,20) (8,22) (9,20) (11,20) (9,19) (11,17) (8,18) (6,17) (7,19) (5,20) STOP START (9,10) (10,10) (11,11) (12,10) (13,10) (12,9) (12,8) (11,9) (10,8) (10,9) (9,10) STOP	START (13,12) (14,12) (15,13) (14,11) (13,12) STOP START (20,15) (22,15) (21,14) (26,12) (21,12) (22,14) (20,15) STOP START (26,22) (27,22) (28,23) (29,22) (30,22) (29,21) (29,20) (28,21) (26,20) (27,21) (26,22) STOP	START (26,8) STOP
--	---	--	--	--	---------------------------------------

[illegible]

Term of Use

Copyright © Qiang Ma

All rights reserved by the author.

Credits

I draw all the clipart myself for all the products in my store.

Thank you so much and I hope you enjoy this lesson.

