


Coordinate Graphing
Include 1st Quadrant & 4 Quadrant


Santa Claus



Learning Math through Fun Activities

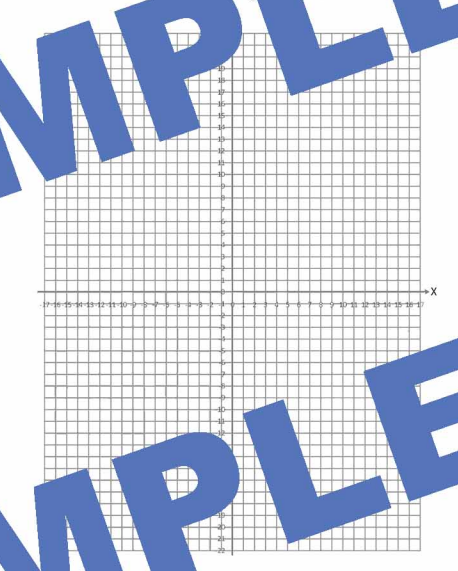
Name: _____ ©Qiang Ma

Coordinate Graphing - First Quadrant




Name: _____

Coordinate Graphing - Four Quadrants



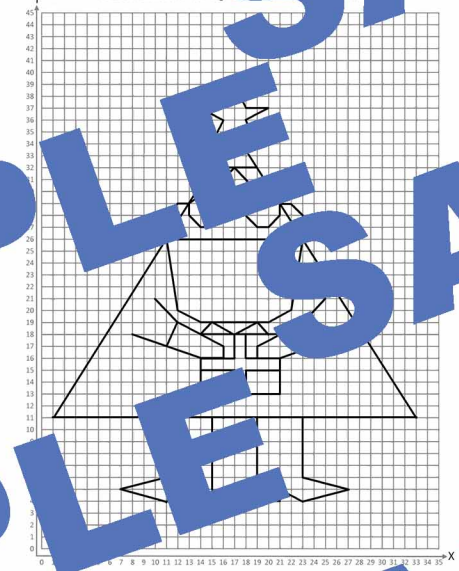
Name: _____ ©Qiang Ma

Coordinate Graphing - First Quadrant



Name: _____

Coordinate Graphing - First Quadrant



Name: _____ ©Qiang Ma


Coordinate Plane - 1st Quadrant: Santa

Directions: Use the coordinates (ordered pairs) on the list to graph a picture. Plot the point, and then connect it to the next point. Color it.

START (16,29) (16,28) (15,27) (14,27) (13,28) (13,29) (6,31) (6,32) (7,30) (10,29) (19,28) (18,28) (18,29) (23,28) (22,29) (21,29) STOP	START (15,32) (19,32) STOP	START (15,32) (19,32) (20,32) (20,33) (19,34) (21,34) (21,35) (23,35) (23,36) (22,36) (22,37) (23,37) (23,38) (21,38) (21,39) (20,39) STOP	START (8,18) (14,16) (17,16) (17,18) (15,19) (14,18) (21,18) STOP	START (23,19) (24,17) STOP
START (17,35) (15,34) (16,36) (14,37) (16,37) (18,34) (17,39) (18,37) (20,37) (18,36) (18,34) (17,35) (11,11) (33,11) (17,35) STOP	START (11,26) (23,26) STOP	START (19,11) (19,4) (21,4) (21,5) (23,4) (27,5) (23,6) (23,11) STOP	START (27,18) (21,16) (18,16) (18,18) (21,13) (21,16) STOP	START (14,16) (14,13) (18,18) (21,13) (21,16) STOP
START (11,17) (12,19) (16,17) (16,16) STOP	START (11,17) (12,19) (16,17) (16,16) STOP	START (10,21) (12,19) (12,19) (16,17) (16,16) STOP	START (10,21) (12,19) (12,19) (16,17) (16,16) STOP	START (14,15) (17,15) (17,13) STOP
START (5,21) (7,19) (7,17) (19,19) STOP	START (5,21) (7,19) (7,17) (19,19) STOP	START (5,21) (7,19) (7,17) (19,19) STOP	START (5,21) (7,19) (7,17) (19,19) STOP	START (5,21) (7,19) (7,17) (19,19) STOP


Name: _____ ©Qiang Ma

Coordinate Graphing - Four Quadrants



Name: _____

Coordinate Graphing - Four Quadrants



Name: _____

Coordinate Plane - Four Quadrants: Santa

Directions: Use the coordinates (ordered pairs) on the list to graph a picture. Plot the point, and then connect it to the next point. Color it.

START (-2,2) (2,11) (-3,17) (-3,18) (-4,17) (-4,18) (-3,19) STOP	START (-2,2) (2,11) (-3,17) (-3,18) (-4,17) (-4,18) (-3,19) STOP	START (-2,2) (2,11) (-3,17) (-3,18) (-4,17) (-4,18) (-3,19) STOP	START (-2,2) (2,11) (-3,17) (-3,18) (-4,17) (-4,18) (-3,19) STOP	START (-2,2) (2,11) (-3,17) (-3,18) (-4,17) (-4,18) (-3,19) STOP
START (-5,-3) (-3,-2) (2,-3) (1,7) (1,8) (6,5) (6,7) (5,8) (4,8) (6,15) STOP	START (-5,-3) (-3,-2) (2,-3) (1,7) (1,8) (6,5) (6,7) (5,8) (4,8) (6,15) STOP	START (-5,-3) (-3,-2) (2,-3) (1,7) (1,8) (6,5) (6,7) (5,8) (4,8) (6,15) STOP	START (-5,-3) (-3,-2) (2,-3) (1,7) (1,8) (6,5) (6,7) (5,8) (4,8) (6,15) STOP	START (-5,-3) (-3,-2) (2,-3) (1,7) (1,8) (6,5) (6,7) (5,8) (4,8) (6,15) STOP
START (0,14) (-3,13) (-3,15) (-3,16) STOP	START (0,14) (-3,13) (-3,15) (-3,16) STOP	START (0,14) (-3,13) (-3,15) (-3,16) STOP	START (0,14) (-3,13) (-3,15) (-3,16) STOP	START (0,14) (-3,13) (-3,15) (-3,16) STOP
START (8,0) (6,-2) (2,-4) (2,-5) STOP	START (8,0) (6,-2) (2,-4) (2,-5) STOP	START (8,0) (6,-2) (2,-4) (2,-5) STOP	START (8,0) (6,-2) (2,-4) (2,-5) STOP	START (8,0) (6,-2) (2,-4) (2,-5) STOP

Term of Use

Copyright © Qiang Ma

All rights reserved by the author.

Credits

I draw all the clipart myself for all the products in my store.

Thank you so much and I hope you enjoy this lesson.

