

## Chinese New Year: Fortune

## Learning Math through Fun Activities

**Qiang Ma**


Name: \_\_\_\_\_ ©Qiang Ma

### Coordinate Graphing - First Quadrant




Name: ©Qiang Ma

## Coordinate Graphing - Four Quadrants



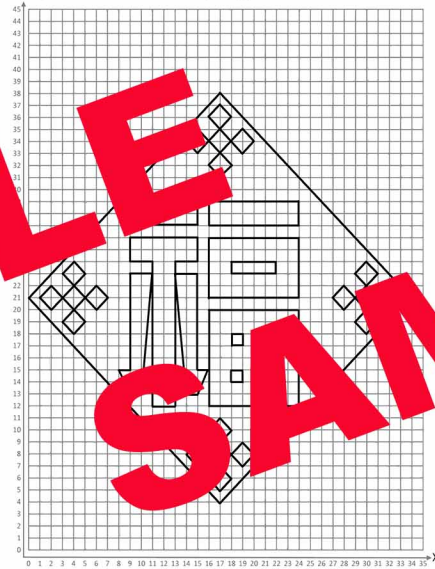
Name: \_\_\_\_\_ © Qiang Ma

### Coordinate Graphing - First Quadrant



Name: \_\_\_\_\_ ©Qiang Ma

### Coordinate Graphing - First Quadrant



©Qiang Ma

### Coordinate Plane – 1<sup>st</sup> Quadrant: Fortune

START	START	START	START	START	START
(9,29)	(16,29)	(18,18)	(17,37)	(17,11)	(8,8)
(9,27)	(24,29)	(19,18)	(18,36)	(18,16)	(8,8)
(15,27)		(19,17)	(15,33)		(7,4)
(15,29)	(16,27)	(19,17)	(14,34)		(0,21)
(9,29)	(16,29)	(18,18)	(15,35)		
STOP	STOP	(18,32)	(18,32)		
		(17,31)	(16,32)		
START	STOP		(19,35)		
		(17,37)	(20,34)		
		(19,33)	(19,33)		
		(16,32)	(16,32)		
		(17,11)	(17,11)		
	STOP				
START	START	START	START	START	
(15,13)	(18,24)	(18,15)	(30,24)	(4,24)	
(14,13)	(22,24)	(19,15)	(31,23)	(5,23)	
(13,27)	(22,24)	(19,14)	(28,20)	(2,20)	
(11,12)	(18,23)	(18,14)	(27,21)	(1,21)	
(11,23)	(18,24)	(18,15)	(28,22)	(2,22)	
(10,13)	STOP	STOP	(31,19)	(5,19)	
(9,13)			(30,18)	(4,18)	
(8,15)			(29,19)	(3,19)	
(9,15)	START	START	(32,22)	(6,22)	
(9,23)	(16,20)	(21,15)	(33,21)	(7,21)	
(11,23)	(24,20)	(22,15)	(32,20)	(6,20)	
(11,24)	(24,12)	(22,14)	(29,23)	(3,23)	
(9,24)	(16,12)	(21,14)	(30,24)	(4,24)	
(9,26)	(16,20)	(21,15)	STOP	STOP	
STOP	STOP	STOP			

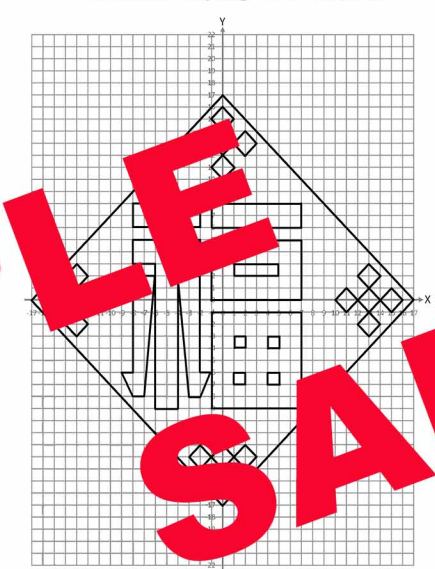
Name: \_\_\_\_\_ ©Qiang Ma

## Coordinate Graphing - Four Quadrants



Name: \_\_\_\_\_ ©Qiang Ma

## Coordinate Graphing - Four Quadrants



©Qiang Ma

### Coordinate Plane – Four Quadrants: Fortune

START	START	START	START	START	START
(-8.8)	(-1.8)	(1-3)	(0.16)	(0-10)	(0.17)
(-2.8)	(7.8)	(2-3)	(1.15)	(1-11)	(17.0)
(-2.6)	(7.6)	(2-4)	(-2.12)	(-2-14)	(0-17)
(-8.6)	(-1.6)	(1-4)	(-3.13)	(-3-13)	(-0.17)
(-8.8)	(-1.8)	(2-5)	(-2.14)	(-2-12)	(17.0)
STOP	STOP	STOP	(1.11)	(1-15)	STOP
			(0.10)	(0-16)	
START	START	START	(-1.11)	(-1-11)	
(-8.5)	(-1.5)	(4-5)	(2.14)	(2-12)	
(-2.5)	(7.5)	(5-9)	(2.13)	(3-13)	
(-2.3)	(7.3)	(5-10)	(2.12)	(2-14)	
(-2.3)	(7.0)	(5-4)	(1.15)	(-1-11)	
(-4.3)	(-1.3)	(-4)	(-1.11)	(0-10)	
(-4.2)	(-1.2)	(-4)	(-1.11)	STOP	
(-2.2)	STOP	STOP			
(-2.6)					
(-2.8)					
(-6.8)					
(-8)	START				
(-8.2)		(1-6)	(-1.11)	(-1-13)	
(-8)		(2-6)	(-1.11)	(-1-12)	
(-8)		(2-7)	(0.11)	(-1-15)	
(-8)		(1-7)	(0.00)	(-16-9)	
(-8)		(1-6)	(1.11)	(-15-1)	
STOP	STOP		(14-2)	(-12-2)	
(-9)			(13-3)	(-13-3)	
(-9.6)			(12-2)	(-14-2)	
(-8.6)			(15-1)	(-11-1)	
(-8.2)	START	START	(16-0)	(-10-0)	
(-6.2)	(-1-1)	(4-6)	(15-1)	(-11-1)	
(-6.2)	(7-1)	(5-6)	(12-2)	(-14-2)	
(-6.3)	(7-9)	(5-7)	(13-3)	(-13-3)	
(-8.3)	(-1-9)	(4-7)	STOP	STOP	
(-8.5)	(-1-1)	(4-6)			
STOP	STOP				

# Term of Use

Copyright © Qiang Ma

All rights reserved by the author.

# Credits

I draw all the clipart myself for all the products in my store.

Thank you so much and I hope you enjoy this lesson.

