Coordinate Graphing

Include 1st Quadrant & 4 Quadrants

Happy Groundhog Day

Hibernation Ending

Learning Math through Fun Activities

Qiang Ma

Name: ©Qiang Ma

Coordinate Graphing - First Quadrant

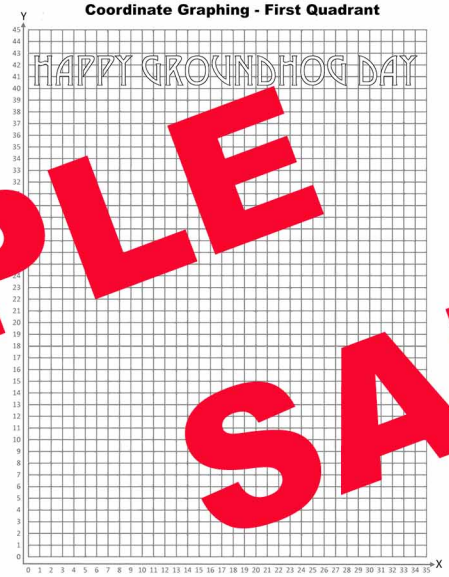

Name: ©Qiang Ma

Coordinate Graphing - Four Quadrants

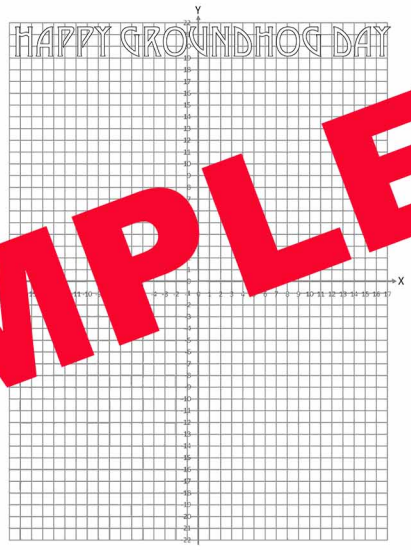

Name: ©Qiang Ma

Coordinate Graphing - First Quadrant

Name: ©Qiang Ma

Coordinate Graphing - First Quadrant

©Qiang Ma

Coordinate Plane – 1st Quadrant: Hibernation Ending

Directions: Use the coordinates (ordered pairs) on the list to graph a picture. Plot each point, and then connect it to the next point. Color it.

START (12,26) (14,26) (14,24) (12,24) (12,26) STOP	START (20,28) (22,28) (23,26) (23,24) (22,23) (20,23) (19,24) (19,26) (20,28) STOP	START (13,21) (13,20) STOP	START (9,28) (7,28) (6,29) (6,31) (8,32) (9,32) (11,30) STOP	START (7,5) (8,7) (11,10) (23,10) (26,7) (27,5) STOP	START (5,10) (1,8) (5,5) (10,5) STOP	START (5,13) (3,19) (3,25)
START (12,28) (14,28) (15,26) (15,24) (23))		START (21,21) (21,20) STOP	START (23,3 (25,32 (26,32 (28,31) (28,29) (27,28) (25,28) STOP	START (0,4) (0,5) (7) STOP	START (15,5) (19,5) STOP	(3,25) (2,22) (2,19) (4,13) STOP
STA (20,2 (22,2 (22,24) (20,24) (20,26) STOP		START (17,16) STOP	START (16,32) (15,33) (15,35) (19,36) (18,35) (17,33) (19,34) (21,34) (20,33) (18,32) STOP	START (20,4) (19,5) (19,6) (20,7) (23,7) (24,5) (24,4) (20,4) STOP	START (5,13) (4,13) (0,12) (0,4) (3,4) (8,2) (15,1) (24,1) (30,0) (33,0) (33,12) (31,13) (29,13) STOP	START (2,19) (0,20) (0,24) (1,23) (2,19) STOP START (3,19) (4,23) (6,24) (5,20) (3,19) STOP
	START (12,20) (13,20) (15,19) (19,19) (21,20) (22,20) STOP	START (6,19) (7,24) (9,28) (12,31) (16,32) (18,32) (22,31) (25,28) (27,24) (28,20) (29,13) (29,5) STOP				

Name: ©Qiang Ma

Coordinate Graphing - Four Quadrants

Name: ©Qiang Ma

Coordinate Graphing - Four Quadrants



©Qiang Ma

Coordinate Plane – Four Quadrants: Hibernation Ending

Directions: Use the coordinates (ordered pairs) on the list to graph a picture. Plot each point, and then connect it to the next point. Color it.

START (-5,5) (-3,5) (-3,3) (-5,3) (-5,5) STOP	START (3,7) (5,7) (6,5) (6,3) (5,2) (3,2) (2,3) (2,5) (3,7) STOP	START (-4,0) (-4,-1) STOP	START (-8,7) (-10,7) (-11,8) (-11,10) (-9,11) (-8,11) (-6,9) STOP	START (-10,-16) (-9,-14) (-6,-11) (6,-11) (9,-14) (10,-16) STOP	START (-12,-11) (-16,-13) (-12,-16) (-7,-16) STOP	START (-12,-8) (-14,-2) (-14,4) (-12,5) (-12,7) (-13,10)
START (-5,7) (-3,7) (-2,5) (-2,3) (-3,2) (-5,2) (-6,3) (-6,5) (-5,7) STOP			START (6,9) (8,11) (9,11) (11,10)	START (-7,-17) (-7,-16) (-6,-14)	START (-2,-16) (2,-16) STOP	(-15,8) (-15,5) (-14,4) (-1
	START (0,-1) (-2,0) (-2,1) (-1,2) (1,2) (2,1) (1,0) (1,-1) (2,-2)	START (-2,-2) (-1,-5) (1,-5) (2,-2)			START (7,-16) (12,-16) (16,-13) (12,-11) STOP	(-16 (-16 (-14, (-15,1) (-15,-2) (-14,-8)
START (3 (5, (5, (3,			(-1,11) (-2,12) (-2,14) (2,15) (1,14) (0,12) (2,13) (4,13) (3,12) (1,11) STOP	START (3,-17) (2,-16) (2,-15) (3,-14) (6,-14) (7,-16) (7,-17) (3,-17) STOP	(-13,-8) (-17,-9) (-17,-17) (-14,-17) (-9,-19) (-2,-20) (7,-20) (13,-21) (16,-21) (16,-9) (14,-8) (12,-8) STOP	START (-15,-2) (-17,-1) (-17,3) (-16,2) (-15,-2) STOP START (-14,-2) (-13,2) (-11,3) (-12,-1) (-14,-2) STOP
		(-1 (1,1 (5,10) (8,7) (10,3) (11,-1) (12,-8) (12,-16) STOP				
	(- (-2 (2,-3) (4,-1) (5,-1) STOP					

SAMPLE
SAMPLE
SAMPLE
SAMPLE
SAMPLE
SAMPLE

Term of Use

Copyright © Qiang Ma

All rights reserved by the author.

Credits

I draw all the clipart myself for all the products in my store.

Thank you so much and I hope you enjoy this lesson.