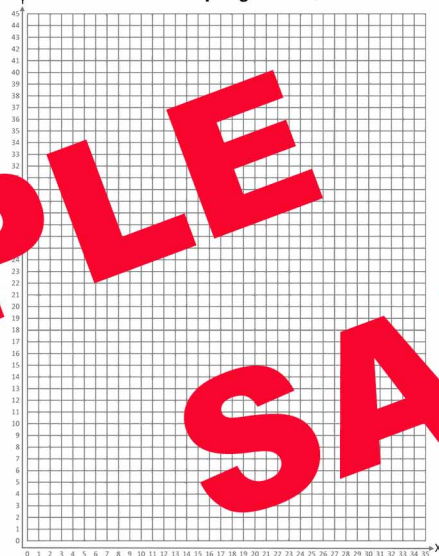


I Have a Dream (2)

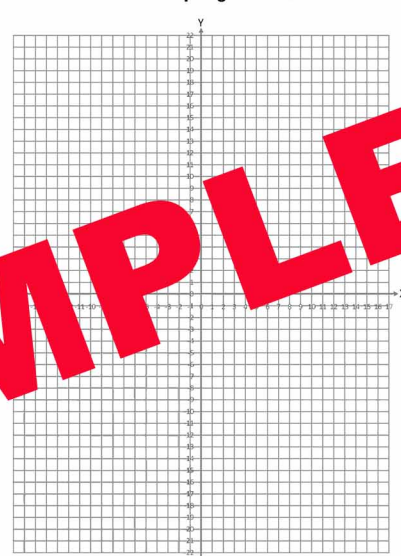


Qiang Ma

Coordinate Graphing - First Quadrant



Coordinate Graphing - Four Quadrants



Coordinate Graphing - First Quadrant



Coordinate Graphing - First Quadrant




Directions: Use the coordinates (ordered pairs) on the list to graph a picture. Plot each point, and then connect it to the next point. Color it.

START (20,10)	START (15,45)	START (14,29)	START (13,16)	START (9,15)
(21,16)	(20,40)	(20,29)	(11,14)	(9,11)
(20,16)	(17,35)	(18,27)	(11,2)	(0,11)
(21,17)	(13,37)	(14,29)	(14,0)	(0,6)
(15,27)	(16,43)	STOP	(25,0)	
(11,28)	STOP		(28,1)	
(12,29)			(28,12)	
(13,29)			(26,14)	
(12,31)			STOP	
(13,31)	START (21,35)			
(15,30)				
(20,30)	(20,37)	START (11,13)	START (11,13)	START (2,9)
(20,33)	(1,39)			(2,2)
(1,37)	(8,35)			(6,2)
(8)				(6,9)
(1)				(5,9)
			(0,18)	(5,3)
			(7,11)	(8,3)
			(9,13)	(8,3)
			(11,11)	(11,9)
			STOP	(2,9)
				STOP
			START (5,19)	
			(9,15)	
			(10,16)	
	START (30,31)		(5,21)	
			(2,18)	
	(93,28)		(7,13)	
	(26,29)		(8,14)	
	(24,25)		(5,17)	
STOP	(30,31)		(5,19)	
	STOP		STOP	

Coordinate Graphing - Four Quadrants



Coordinate Graphing - Four Quadrants



Directions: Use the coordinates (ordered pairs) on the list to graph a picture. Plot each point, and then connect it to the next point. Color it.

START (3,-11) (-4,-5) (3,-5) (4,-4) (-2,-6) (-6,-7) (-5,-8) (-4,-8) (-5,-10) (-4,-10) (-2,-9) (3,-9) (3,-12) (-6,-16) (-12,-7) (-4,-5) (-5,-9) (-6,-8) (-7,-10) (-8,-10) (-9,-10) (-10,-10) (-11,-10) (-12,-10) STOP	START (1,-22) (3,-19) (0,-14) (4,-16) (-1,-22) STOP	START (-3,-8) (8,-8) (6,-6) (-3,-8) STOP	START (-4,-5) (-6,-7) (-6,-19) (-3,-21) (7,-21) (11,-20) (11,-9) (9,-7) STOP	START (-15,-12) (-15,-19) (-11,-19) (-11,-12) (-12,-12) (-14,-18) (-14,-12) (-15,-12) STOP
START (4,-19) (8,-15) (4,-10) (4,-12) (1,-14) (4,-19) STOP	START (4,-19) (8,-15) (4,-10) (4,-12) (1,-14) (4,-19) STOP	START (-3,-8) (8,-8) (6,-6) (-3,-8) STOP	START (-4,-5) (-6,-7) (-6,-19) (-3,-21) (7,-21) (11,-20) (11,-9) (9,-7) STOP	START (-15,-12) (-15,-19) (-11,-19) (-11,-12) (-12,-12) (-14,-18) (-14,-12) (-15,-12) STOP

Term of Use

Copyright © Qiang Ma

All rights reserved by the author.

Credits

I draw all the clipart myself for all the products in my store.

Thank you so much and I hope you enjoy this lesson.

