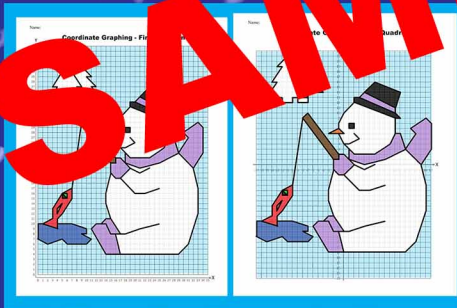


Snowman Fishing




Learning Math through Fun Activities

Name:


©Qiang M.

Coordinating **First Quadrant**



Name _____

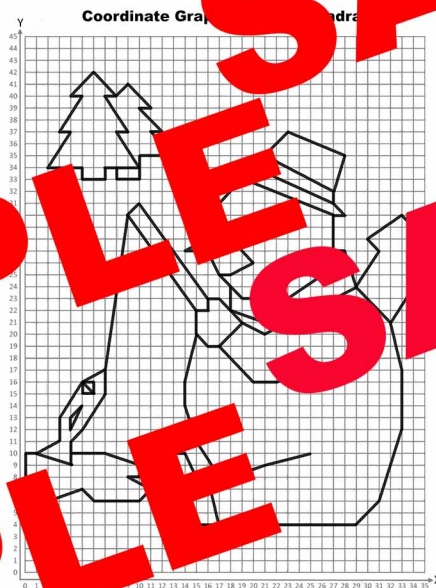
Coordinate Graphing in Four Quadrants



Name:

100

First Quadrant



Coordinate Plane – 1st Quadrant: Snowman Fishing


Directions: Use the coordinates (ordered pairs) on the list to graph a picture. Plot each point, and then connect it to the next point. Color it.

START (18,19)	START (16,27)	START (18,24)	START (16,27)	START (15,22)	START (18,24)
(19,29)	(17,25)	(18,27)	(16,27)	(15,22)	(8,33)
(19,28)	(19,25)	(19,25)	(15,11)	(11,31)	(10,33)
(18,28)	(23,32)	(29,32)	(7,8)	(11,31)	(10,35)
(18,29)		(31,2)			
STOP		(30,78)			
		(33,30)			
		(34,29)		START	(11,39)
		(24)		(9,30)	(11,39)
		(24)		(7,17)	(9,41)
		(24)		(5,16)	(10,9)
		(24)		(3,11)	(7,10)
		(24)		(3,11)	(4,10)
		(24)		(29,4)	STOP
		(14,4)		(3,11)	(3,37)
		(11,9)		(4,9)	(4,37)
		(12,30)		(4,11)	(2,34)
		(14,10)		(5,12)	(5,34)
	START	(23,21)	(15,8)	(7,15)	(5,33)
	(21,35)	(21,20)	(18,8)	(7,17)	(7,33)
START	(17,25)	(23,37)	(21,19)	STOP	(7,34)
(18,25)	(28,35)	(17,23)	(25,10)		(10,34)
(20,26)	(27,32)	(16,23)	STOP		(8,37)
(19,27)	(27,31)	(16,22)			(9,37)
STOP	STOP	(15,22)		START	(7,40)
		(15,20)		(6,15)	(8,40)
		(16,19)	START	(5,16)	
		(17,19)	(16,8)	(6,16)	
START	(21,35)	(20,16)	(17,4)	(6,15)	
(27,52)	STOP	(22,16)	STOP	(5,15)	
STOP		(25,17)		(5,16)	
		START			
		(22)			
		STOP			

Name:

Giáo án

Complete Grade _____ Quadrant _____



Coordinate Plane – Four Quadrant Snowman Fishing

Directions: Use the coordinates (ordered pairs) on the coordinate plane to graph a picture. Plot each point, and then connect it to the next point.

[illegible]

Term of Use

Copyright © Qiang Ma

All rights reserved by the author.

Credits

I draw all the clipart myself for all the products in my store.

Thank you so much and I hope you enjoy this lesson.

