



Color by Code

Add & Subtract within 10 & 20

Name: _____

Color by Code with Answers

Directions: Color the picture using the code below.

Red Light 1,12,33,34,35	Yellow 3,13,30,36,37,39	Purple 9,16,30,41,43,45	Green Light 5,16,46,47,48,49	Blue Light 19,60,53,54,100
Red Dark 2,4,25,35,36,39	Orange 8,14,26,47,49,66	Pink 6,9,47,77,78	Green Dark 10,15,17,79,81,84,85	Blue Dark 11,80,89,92,99

1. Number Words 0 to 100

Name: _____

Color by Code with Answers

Directions: Color the picture using the code below.

Red Light 8	Yellow 6	Purple 5	Green Light 9	Blue Light 10
Red Dark 0	Orange 1	Pink 2	Green Dark 7	Blue Dark 10

2. Add to 10

Name: _____

Color by Code with Answers

Directions: Color the picture using the code below.

Yellow 13	Purple 4	Green Light 6	Blue Light 8
Orange 14	Pink 5	Green Dark 7	Blue Dark 9,10

3. Subtract within 10

Name: _____

Color by Code with Answers

Directions: Color the picture using the code below.

Red Light 16	Yellow 13	Purple 15	Green Light 17	Blue Light 19
Red Dark 11	Orange 14	Pink 16	Green Dark 12	Blue Dark 20

4. Add to 20

Name: _____

Color by Code with Answers

Directions: Color the picture using the code below.

Red Light 1,11	Yellow 3,13	Purple 5,15	Green Light 7,17	Blue Light 9,19
Red Dark 2,12	Orange 4,14	Pink 6,16	Green Dark 8,18	Blue Dark 10,20

5. Subtract within 20

Name: _____

Color by Code with Answers

Directions: Color the picture using the code below.

Red Light 6,20	Yellow 3,6	Purple 5,14	Green Light 9,15	Blue Light 11,16
Red Dark 8,8	Orange 4,17	Pink 7,13	Green Dark 10,19	Blue Dark 12,18

6. Doubles, Doubles + 1 & 2

Name: _____

Color by Code with Answers

Directions: Color the picture using the code below.

Yellow 13	Purple 15	Green Light 17	Blue Light 19
Orange 14	Pink 16	Green Dark 18	Blue Dark 20

7. Add 3 Numbers to 20

Name: _____

Color by Code with Answers

Directions: Color the picture using the code below.

Red Light 6,100	Yellow 20	Purple 40	Green Light 60	Blue Light 80
Red Dark 10	Orange 30	Pink 50	Green Dark 70	Blue Dark 90

8. Add & Subtract Multiples of 10

Thanksgiving Color by Code

Add and Subtract within 10 & 20

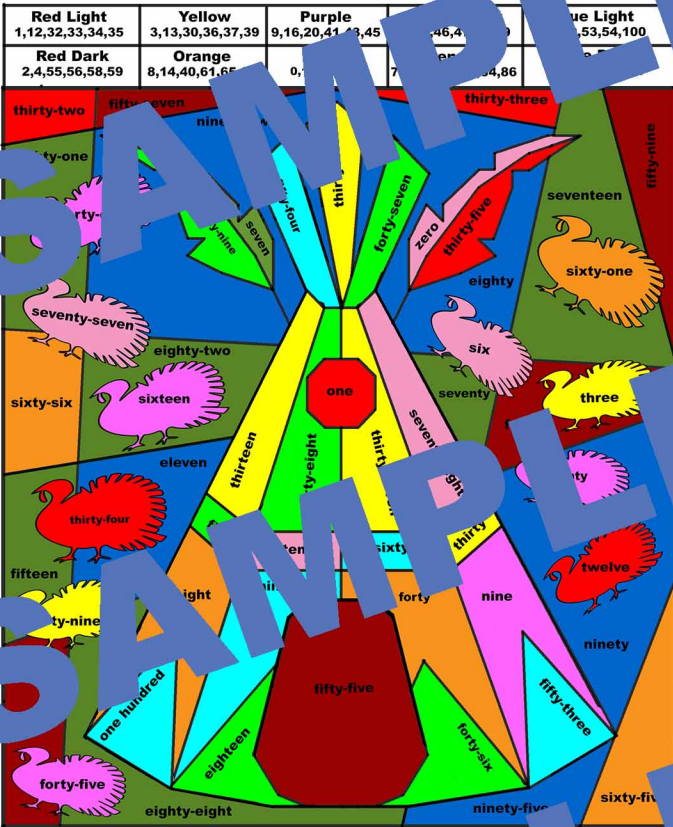
This Thanksgiving theme Addition and Subtraction within 10 & 20 Unit includes 8 Sets of individual worksheets. Each set includes a student's version and a teacher's version. There are over 400 problems in all. Students really need to work the math to figure out each color. Use for Thanksgiving, or any time of the year. Prep Free! Differentiated!

- **Set 1: Number Words 0 to 100**
- **Set 2: Add to 10**
- **Set 3: Subtract within 10**
- **Set 4: Add to 20**
- **Set 5: Subtract within 20**
- **Set 6: Doubles, Double+1, Double+2**
- **Set 7: Add 3 Numbers to 20**
- **Set 8: Add and Subtract Multiples of 10**

Name: _____

Color by Code with Answers

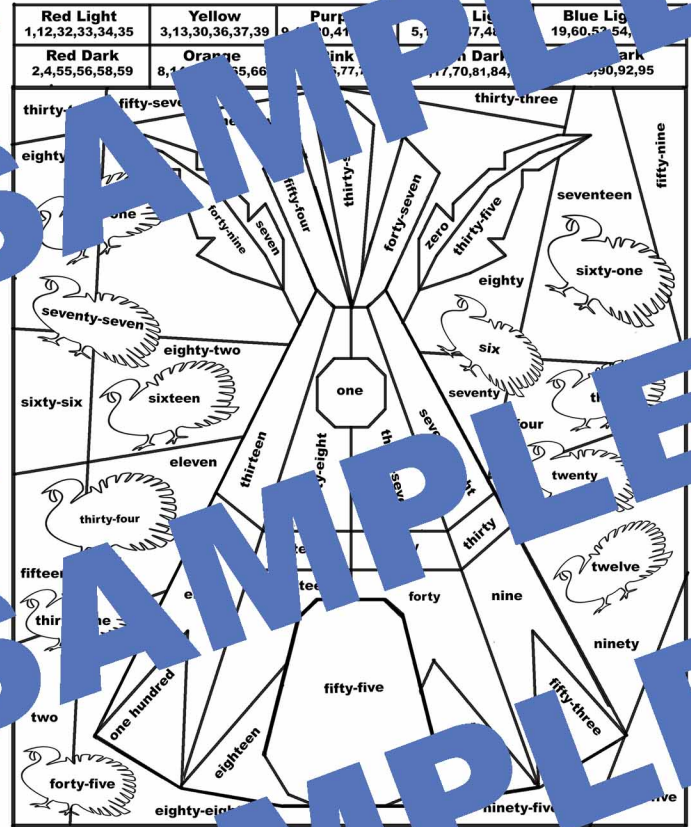
Directions: Color the picture using the code below.

**1. Number Words 0 to 100**

Name: _____

Color by Code

Directions: Color the picture using the code below.

**1. Number Words 0 to 100**

Name: _____

Color by Code with Answers

© Qiang Ma

**1. Number Words 0 to 100**

Name: _____

Color by Code

© Qiang Ma

Directions: Color the picture using the code below.

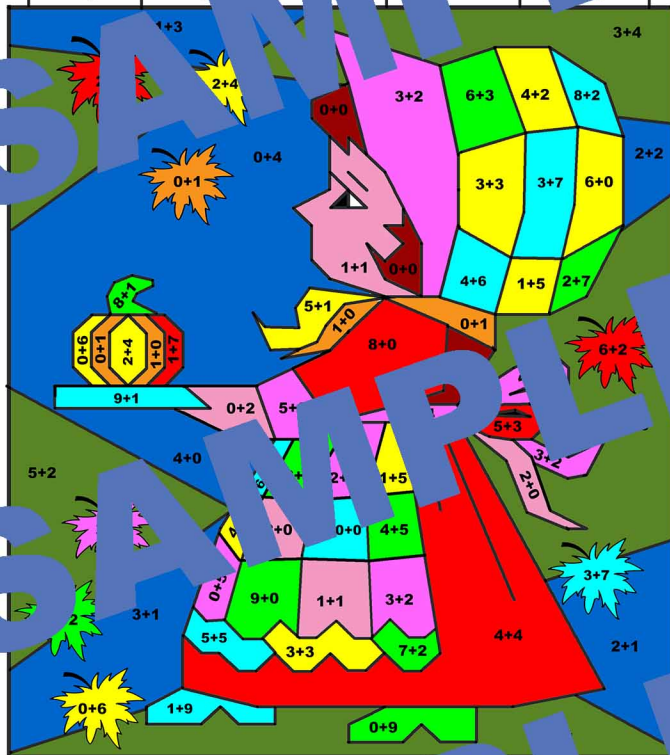
**1. Number Words 0 to 100**

Name: _____

Color by Code with Answers

Directions: Color the picture using the code below.

Red Light 8	Yellow 6	Purple 9	Green Light 10
Red Dark 0	Orange 1		


**2. Add to 10**

Name: _____

Color by Code

Directions: Color the picture using the code below.

Red Light 8	Yellow 6	Purple 9	Green Light 10
Red Dark 0	Orange 1		

**2. Add to 10****Color by Code with Answers**


Directions: Color the picture using the code below.

Red Light 0	Yellow 2	Purple 4	Green Light 6	Blue Light 8
Red Dark 1	Orange 3	Pink 5	Green Dark 7	Blue Dark 9,10

**3. Subtract within 10****Color by Code**

Directions: Color the picture using the code below.

Red Light 0	Yellow 2	Purple 4	Green Light 6	Blue Light 8
Red Dark 1	Orange 3	Pink 5	Green Dark 7	Blue Dark 9,10

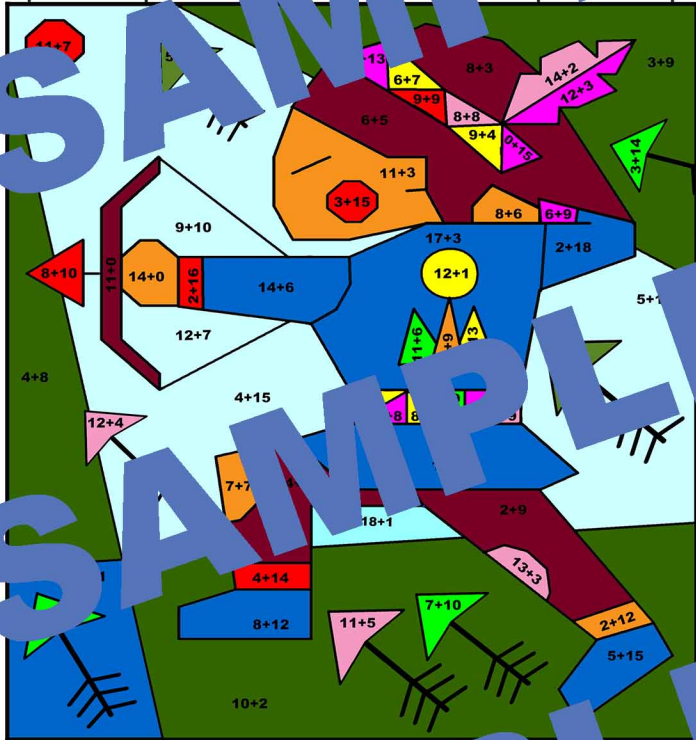
**3. Subtract within 10**

Name: _____

Color by Code with Answers

Directions: Color the picture using the code below.

Red Light 18	Yellow 13	Purple 17	Green Light 9
Red Dark 11	Orange 14	Pink 12	Blue Light 20



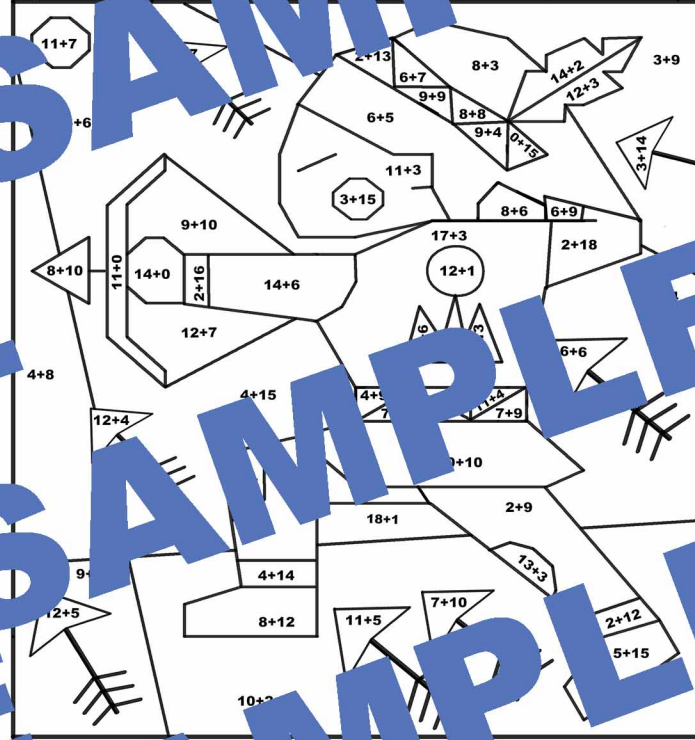
4. Add to 20

Name: _____

Color by Code

Directions: Color the picture using the code below.

Red Light 18	Yellow 13	Purple 17	Green Light 9	Blue Light 20
Red Dark 11	Orange 14	Pink 12	Green Dark 12	Blue Dark 20



4. Add to 20

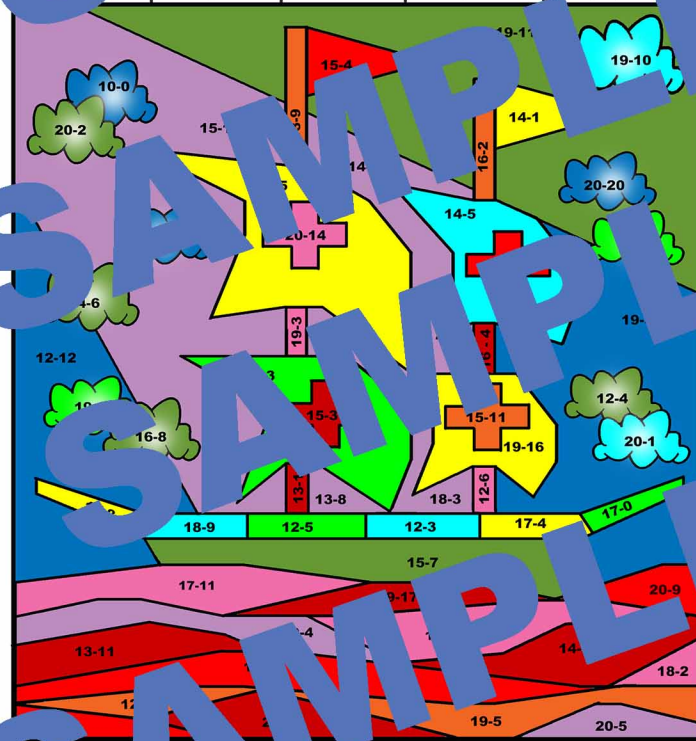
Name: _____

Color by Code with Answers

© Qiang Ma

Directions: Color the picture using the code below.

Red Light 3,13	Purple 5,15	Green Light 7,17	Blue Light 9,19
Red Dark 2,12	Orange 4,14	Pink 6,16	Green Dark 8,18
			Blue Dark 0,10,20




Subtract within 20

Name: _____

Color by Code

Directions: Color the picture using the code below.

Red Light 1,11	Yellow 3,13	Purple 5,15	Green Light 7,17	Blue Light 9,19
Red Dark 2,12	Orange 4,14	Pink 6,16	Green Dark 8,18	Blue Dark 0,10,20



Subtract within 20

7. Add 3 Numbers to 20

7. Address Numbers to 20

Add & Subtract Multiples of 10

Add & Subtract Multiples of 10

Term of Use

Copyright © Qiang Ma

All rights reserved by the author.

Credits

I draw all the clipart myself for all the products in my store.

Thank you so much and I hope you enjoy this lesson.

