

Color by Code

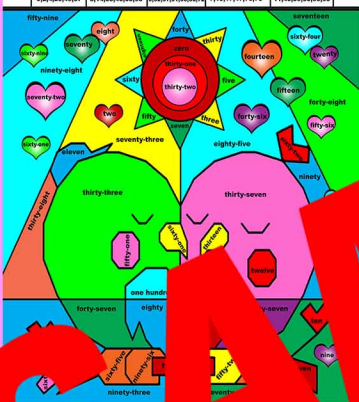
Add & Subtract within 10 & 20

Name: _____

Color by Code with Answers

Directions: Color the picture using the code below.

Red Light	Yellow	Purple	Green Light	Blue Light
1, 10, 12, 25, 31, 62	3, 13, 30, 52, 61, 73	9, 16, 20, 46, 77, 83	5, 18, 33, 48, 50, 61, 69	19, 60, 64, 85, 90, 100
Red Dark	Orange	Pink	Green Dark	Blue Dark
6, 24, 28, 48, 87	8, 14, 38, 40, 65, 98	6, 32, 37, 55, 66, 72	7, 15, 17, 47, 78, 79	11, 40, 59, 89, 95, 93




1. Word Problems

Name: _____

Color by Code with Answers

Directions: Color the picture using the code below.

Red Light	Yellow	Purple	Green Light	Blue Light
8	6	5	9	10
Red Dark	Orange	Pink	Green Dark	Blue Dark
9	1	2	7	3, 4



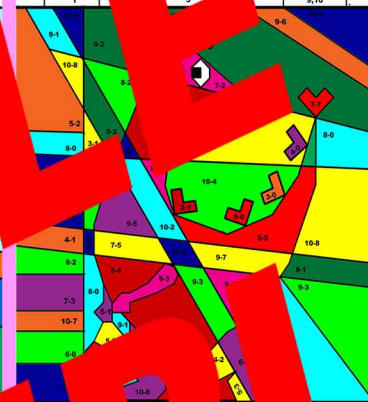
2. Add to 10

Name: _____

Color by Code with Answers

Directions: Color the picture using the code below.

Red Light	Purple	Green Light	Blue Light
0	4	8	8
Red Dark	Pink	Dark	Blue Dark
1	9	7	9, 10



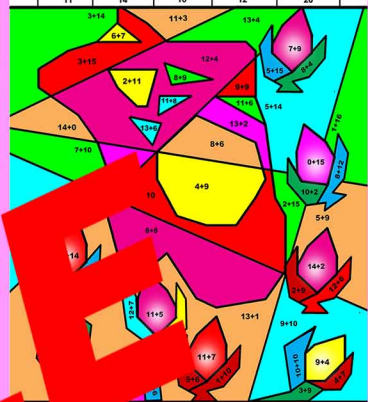
3. Subtract within 10

Name: _____

Color by Code with Answers

Directions: Color the picture using the code below.

Red Light	Yellow	Purple	Green Light	Blue Light
18	13	15	17	19
Red Dark	Orange	Pink	Green Dark	Blue Dark
11	14	16	12	20



4. Add to 20

Name: _____

Color by Code with Answers

Directions: Color the picture using the code below.

Yellow	Purple	Green Light	Blue Light
3, 13	5, 15	7, 17	9, 19
Red Dark	Pink	Green Dark	Blue Dark
4, 12	6, 16	8, 18	10, 20



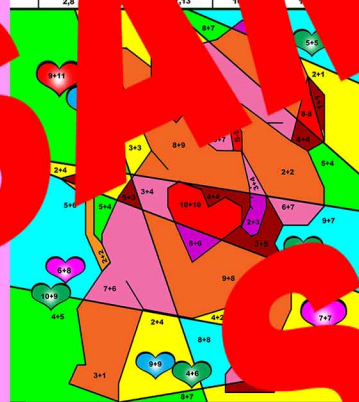
5. Subtract within 20

Name: _____

Color by Code with Answers

Directions: Color the picture using the code below.

Red Light	Purple	Green Light	Blue Light
0, 20	5, 14	9	11
Red Dark	Pink	Green Dark	Blue Dark
2, 8	7, 13	10	12



6. Doubles, Doubles + 1 & 2

Name: _____

Color by Code with Answers

Directions: Color the picture using the code below.

Red Light	Purple	Green Light	Blue Light
1	15	17	19
Red Dark	Pink	Green Dark	Blue Dark
16	18	20	20



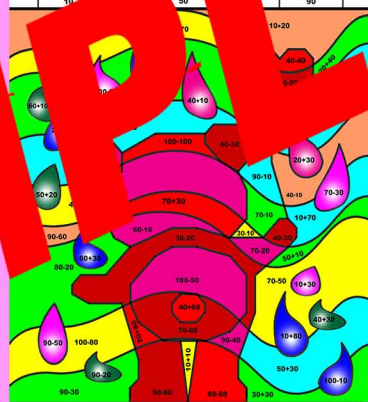
7. Add 3 Numbers to 20

Name: _____

Color by Code with Answers

Directions: Color the picture using the code below.

Red Light	Yellow	Purple	Green Light	Blue Light
0, 100	40	50	80	90
Red Dark	Orange	Pink	Green Dark	Blue Dark
10	50	90	90	90



8. Add & Subtract Multiples of 10

Be My Valentine Color by Code

Add and Subtract within 10 & 20

This Valentine theme Addition and Subtraction within 10 & 20 Unit includes 8 Sets of individual worksheets. Each set includes a student's version and a teacher's version. Students really need to work the math to figure out each color. Use for Valentine, or any time of the year. Prep Free! Differentiated!

- **Set 1: Number Words 0 to 100**
- **Set 2: Add to 10**
- **Set 3: Subtract within 10**
- **Set 4: Add to 20**
- **Set 5: Subtract within 20**
- **Set 6: Doubles, Double+1, Double+2**
- **Set 7: Add 3 Numbers to 20**
- **Set 8: Add and Subtract Multiples of 10**

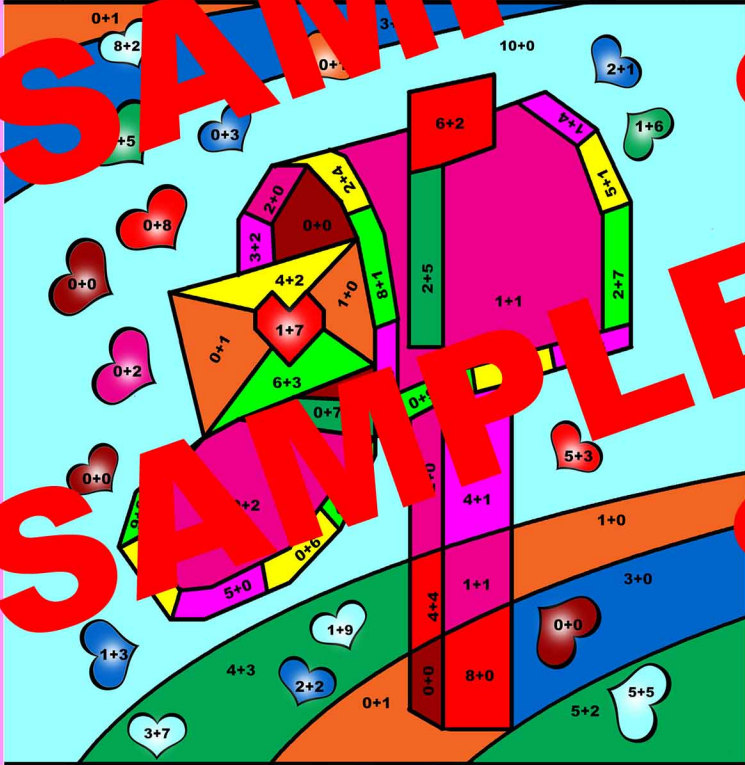
Name: _____

Color by Code with Answers

© Qiang Ma

Directions: Color the picture using the code below.

Red Light 8	Yellow 6	Purple 3	Green Light 0	Blue Light 3,4
Red Dark 0	Orange 1	Pink 2	Green Dark 5,7	Blue Dark 3,4



2. Add to 10

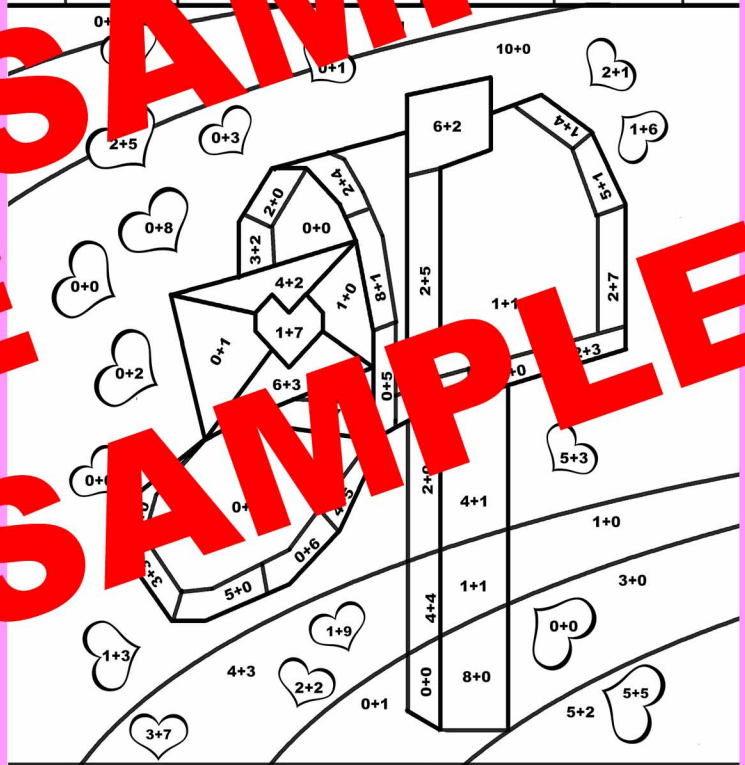
Name: _____

Color by Code

© Qiang Ma

Directions: Color the picture using the code below.

Red Light 8	Yellow 6	Purple 3	Green Light 0	Blue Light 3,4
Red Dark 0	Orange 1	Pink 2	Green Dark 5,7	Blue Dark 3,4



2. Add to 10


Name: _____

Color by Code with Answers

© Qiang Ma

Directions: Color the picture using the code below.

Red Light 0	Yellow 2	Purple 4	Green Light 6	Blue Light 8
Red Dark 1	Orange 3	Pink 5	Green Dark 7	Blue Dark 9,10



3. Subtract within 10

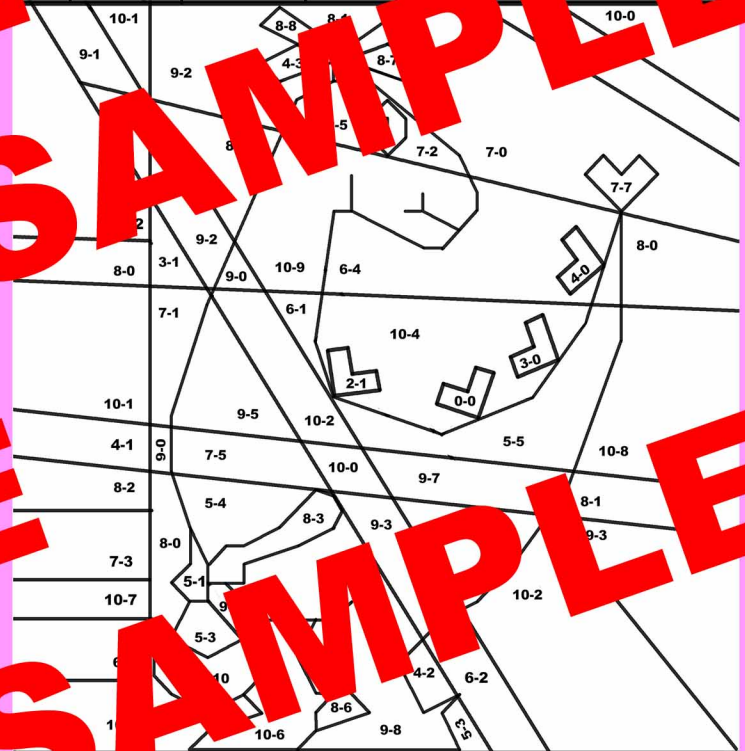
Name: _____

Color by Code

© Qiang Ma

Directions: Color the picture using the code below.

Red Light 0	Yellow 2	Purple 4	Green Light 6	Blue Light 8
Red Dark 1	Orange 3	Pink 5	Green Dark 7	Blue Dark 9,10



3. Subtract within 10

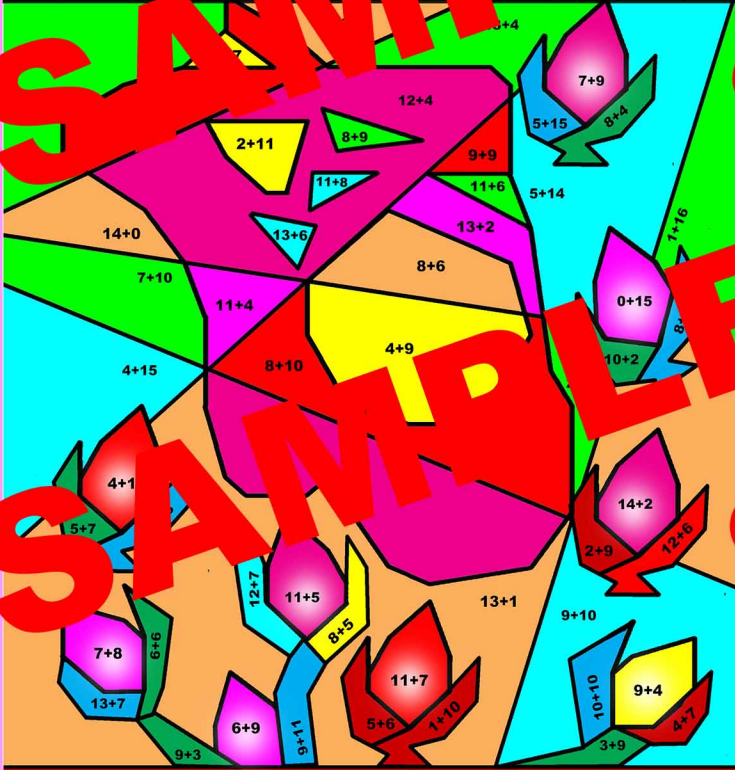
Name:

Color by Code with Answers

© Qiang Ma

Directions: Color the picture using the code below.

Red Light 18	Yellow 13	Purple 5,15	Green Light 7,17	Blue Light 9,19
Red Dark 11	Orange 14	Pink 6,16	Green Dark 2,12	Blue Dark 10,20



4. Add to 20


Name:

Color by Code

© Qiang Ma

Directions: Color the picture using the code below.

Red Light 18	Yellow 13	Purple 5,15	Green Light 7,17	Blue Light 9,19
Red Dark 11	Orange 14	Pink 6,16	Green Dark 2,12	Blue Dark 10,20



4. Add to 20


Name:

Color by Code with Answers

© Qiang Ma

Directions: Color the picture using the code below.

Red Light 1,11	Yellow 3,13	Purple 5,15	Green Light 7,17	Blue Light 9,19
Red Dark 2,12	Orange 4,14	Pink 6,16	Green Dark 8,18	Blue Dark 10,20



5. Subtract within 20

Name:

Color by Code

© Qiang Ma

Directions: Color the picture using the code below.

Red Light 1,11	Yellow 3,13	Purple 5,15	Green Light 7,17	Blue Light 9,19
Red Dark 2,12	Orange 4,14	Pink 6,16	Green Dark 8,18	Blue Dark 10,20



5. Subtract within 20

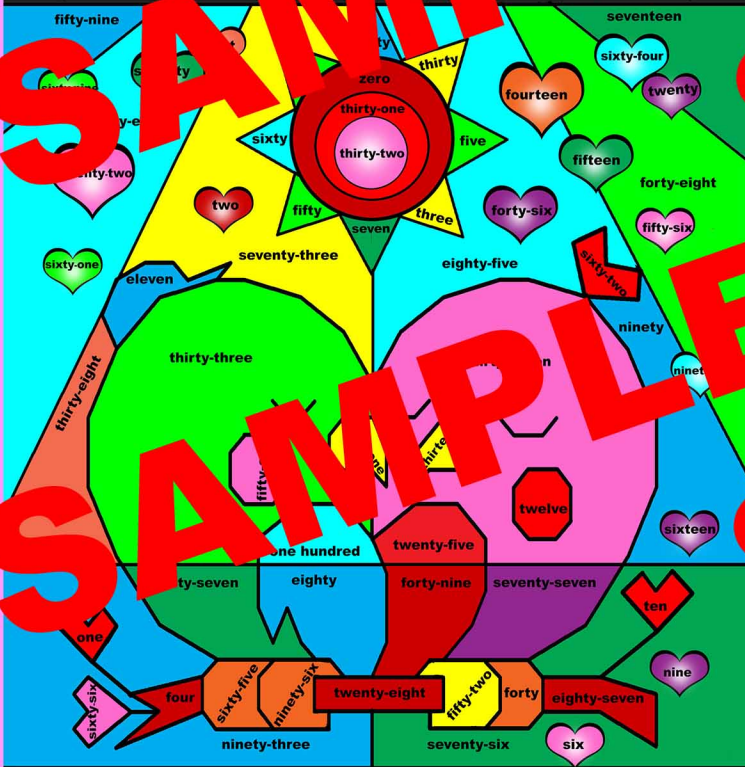
Name: _____

Color by Code with Answers

© Qiang Ma

Directions: Color the picture using the code below.

Red Light 1,10,12,25,31,62	Yellow 3,13,30,52,61,73	Purple 9,16,23,35,48,59,19	Green Light 8,33,38,40,42,43,51,52,73,74,77,80,85,93
Red Dark 0,2,4,28,49,87	Orange 6,14,38,40,42,43,51,52,73,74,77,80,85,93	Pink 11,40,59,80,90,93	Blue Light 11,40,59,80,90,93



1. Number Words 0 to 100

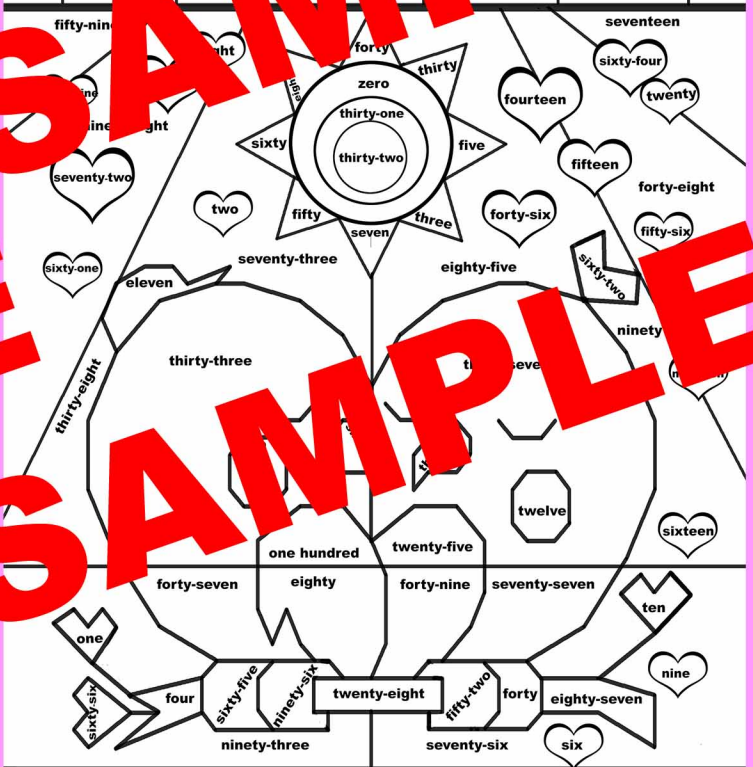
Name: _____

Color by Code

© Qiang Ma

Directions: Color the picture using the code below.

Red Light 1,10,12,25,31,62	Yellow 3,13,30,52,61,73	Purple 9,16,23,35,48,59,19	Green Light 8,33,38,40,42,43,51,52,73,74,77,80,85,93
Red Dark 0,2,4,28,49,87	Orange 6,14,38,40,42,43,51,52,73,74,77,80,85,93	Pink 11,40,59,80,90,93	Blue Light 11,40,59,80,90,93



1. Number Words 0 to 100

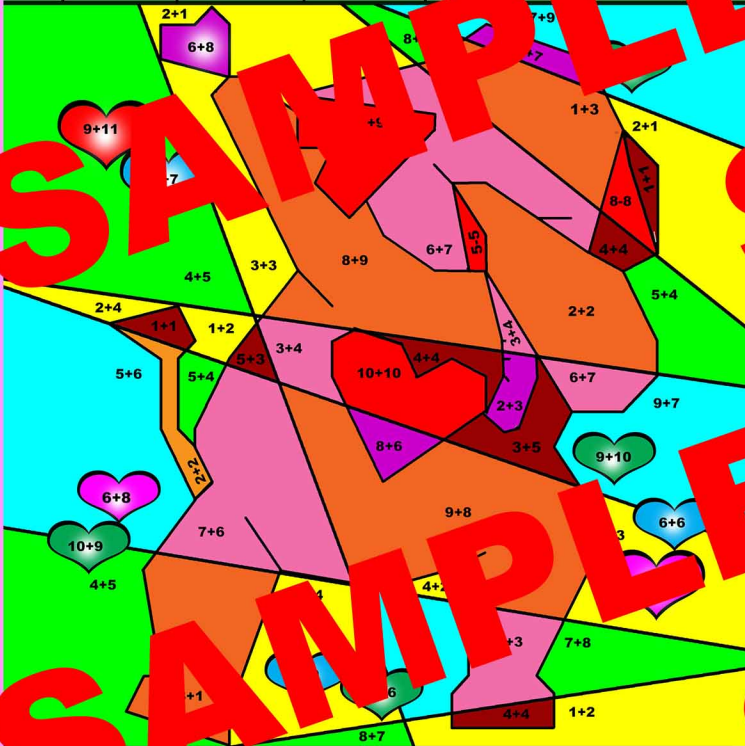
Name: _____

Color by Code with Answers

© Qiang Ma

Directions: Color the picture using the code below.

Red Light 0,20	Yellow 3,6	Purple 5,14	Green Light 9,15	Blue Light 11,16
Red Dark 2,8	Orange 4,17	Pink 7,13	Green Dark 10,18	Blue Dark 12,18



2. Doubles, Doubles + 1 & 2

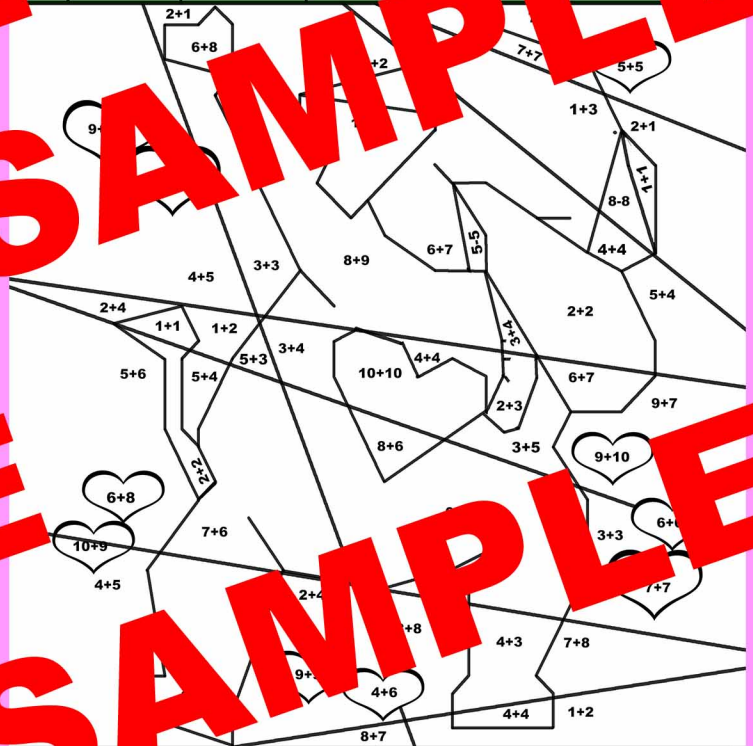
Name: _____

Color by Code

© Qiang Ma

Directions: Color the picture using the code below.

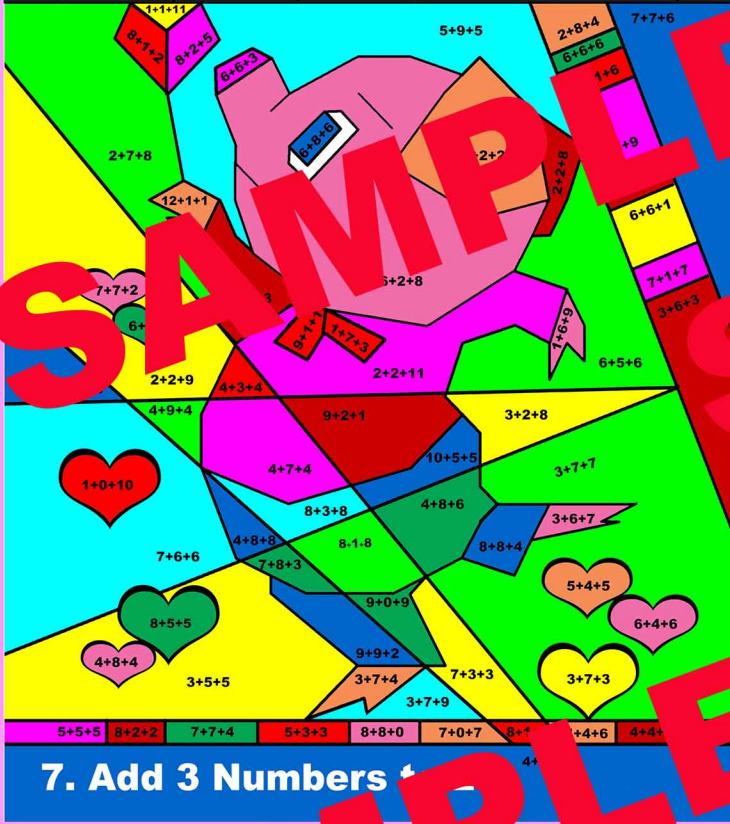
Red Light 0,20	Yellow 3,6	Purple 5,14	Green Light 9,15	Blue Light 11,16
Red Dark 2,8	Orange 4,17	Pink 7,13	Green Dark 10,18	Blue Dark 12,18



2. Doubles, Doubles + 1 & 2

Directions: Color the picture using the code below.

Red Light 11	Yellow 13	Purple 15	Green Light 17	Blue Light 19
Red Dark 12	Orange 14	Pink 16	Green Dark 18	Blue Dark 20



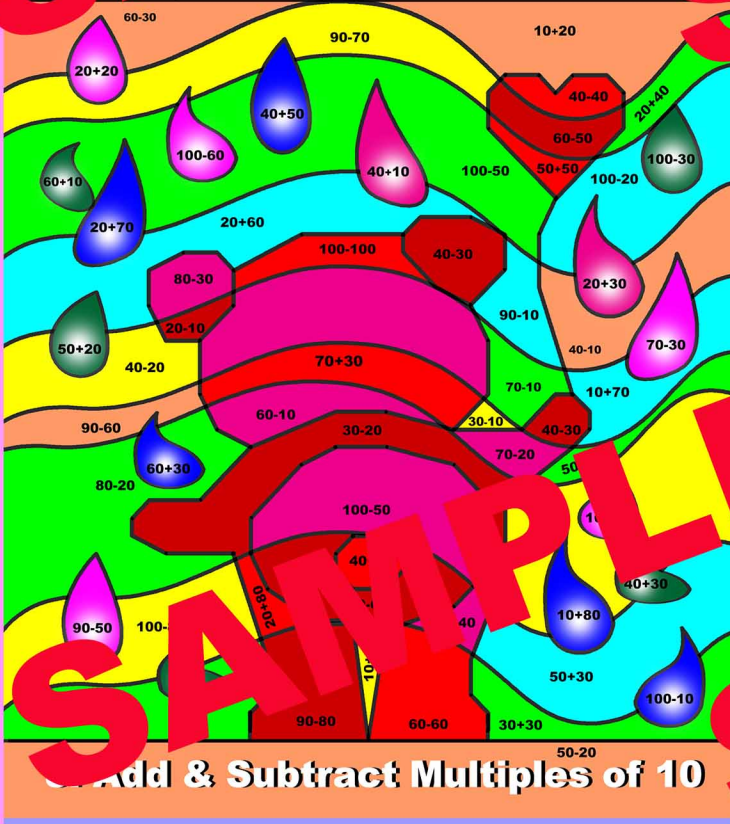
Directions: Color the picture using the code below.

Red Light 11	Yellow 13	Purple 15	Green Light 17	Blue Light 19
Red Dark 12	Orange 14	Pink 16	Green Dark 18	Blue Dark 20




Directions: Color the picture using the code below.

Red Light 01	Yellow 02	Purple 40	Green Light 60	Blue Light 80
Red Dark 10	Orange 30	Pink 50	Green Dark 70	Blue Dark 90



Directions: Color the picture using the code below.

Red Light 01	Yellow 02	Purple 40	Green Light 60	Blue Light 80
Red Dark 10	Orange 30	Pink 50	Green Dark 70	Blue Dark 90



Term of Use

Copyright © Qiang Ma

All rights reserved by the author.

Credits

I draw all the clipart myself for all the products in my store.

Thank you so much and I hope you enjoy this lesson.

Qiang Ma 

Let children be engaged, challenged, and shine!

*Thank you
for using this lesson!*