



# Color by Code

# Add & Subtract within 10 & 20

Name: \_\_\_\_\_

**Color by Code with Answers**

Directions: Color the picture using the code below.

Red Light 1,12,20,31,34,35	Yellow 3,13,30,36,37,39	Purple 9,16,20,41	Green Light 5,18,46,47,48,49	Blue Light 19,50,60,61,64,67,100
Black 2,4,6,23,45,50,59	Orange 8,14,40,49,65,66	Pink 0,6,10,72,78	Green Dark 1,15,17,73,81,82,88	Blue Dark 11,60,80,92,98,99

**1. Number Words 0 to 100**

Name: \_\_\_\_\_

**Color by Code with Answers**

Directions: Color the picture using the code below.

Red Light 8	Yellow 6	Purple 5	Green Light 9	Blue Light 10
Red Dark 0	Orange 1	Pink 2	Green Dark 7	Blue Dark 10

**2. Add to 10**

Name: \_\_\_\_\_

**Color by Code with Answers**

Directions: Color the picture using the code below.

Red Light 11	Yellow 13	Purple 15	Green Light 17	Blue Light 19
Red Dark 12	Orange 14	Pink 16	Green Dark 18	Blue Dark 20

**3. Subtract within 10**

Name: \_\_\_\_\_

**Color by Code with Answers**

Directions: Color the picture using the code below.

Red Light 11	Yellow 13	Purple 15	Green Light 17	Blue Light 19
Red Dark 12	Orange 14	Pink 16	Green Dark 18	Blue Dark 20

**4. Add to 20**

Name: \_\_\_\_\_

**Color by Code with Answers**

Directions: Color the picture using the code below.

Red Light 1,11	Yellow 3,13	Purple 5,15	Green Light 7,17	Blue Light 9,19
Red Dark 2,12	Orange 4,14	Pink 6,16	Green Dark 8,18	Blue Dark 10,20

**5. Subtract within 20**

Name: \_\_\_\_\_

**Color by Code with Answers**

Directions: Color the picture using the code below.

Red Light 0,20	Yellow 3,6	Purple 5,14	Green Light 9,15	Blue Light 11,16
Red Dark 2,8	Orange 4,17	Pink 7,13	Green Dark 10,19	Blue Dark 12,18

**6. Doubles, Doubles + 1 & 2**

Name: \_\_\_\_\_

**Color by Code with Answers**

Directions: Color the picture using the code below.

Red Light 12	Yellow 13	White 15	Green Light 17	Blue Light 19
Red Dark 12	Orange 14	Pink 16	Green Dark 18	Blue Dark 20

**7. Add 3 Numbers to 20**

Name: \_\_\_\_\_

**Color by Code with Answers**

Directions: Color the picture using the code below.

Red Light 0,100	Yellow 20	Purple 40	Green Light 60	Blue Light 80
Red Dark 10	Orange 30	Pink 50	Green Dark 70	Blue Dark 90

**8. Add & Subtract Multiples of 10**

# Mother's Day Math Facts

## **Mother's Day Color by Code**

### **Add and Subtract within 10 & 20**


**This Mother's Day theme Addition and Subtraction within 10 & 20 Unit includes 8 Sets of individual worksheets. Each set includes a student's version and a teacher's version. There are over 400 problems in all. Students really need to work the math to figure out each color. Use for Mother's Day, or any time of the year. Prep Free! Differentiated!**

- **Set 1: Number Words 0 to 100**
- **Set 2: Add to 10**
- **Set 3: Subtract within 10**
- **Set 4: Add to 20**
- **Set 5: Subtract within 20**
- **Set 6: Doubles, Double+1, Double+2**
- **Set 7: Add 3 Numbers to 20**
- **Set 8: Add and Subtract Multiples of 10**

# Color by Code

## Add & Subtract within 10 & 20

### Mother's Day Math Facts



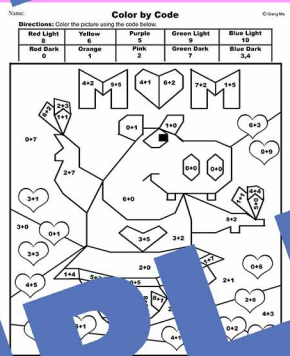
1. Number Words 0 to 100



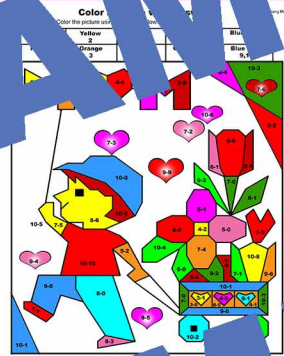
Number Words 100 to 200



2. Add to 10



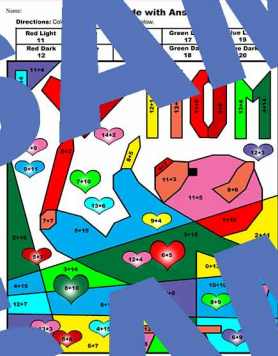
2. Add to 10




3. Subtract within 10



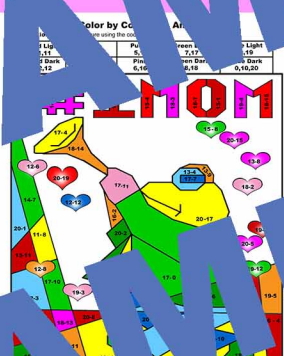
Subtract within 10



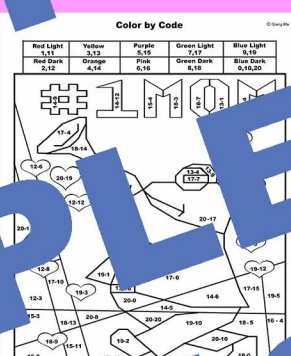
4. Add to 20



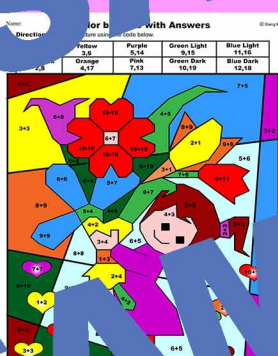
4. Add to 20



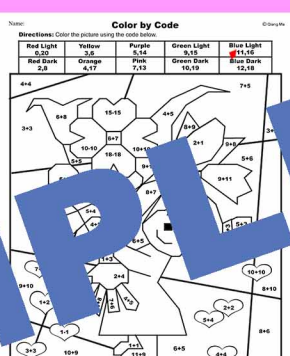
5. Subtract within 20



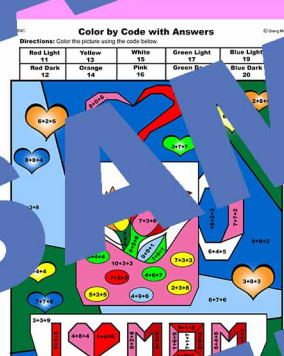
5. Subtract within 20



6. Doubles, Doubles + 1 & 2



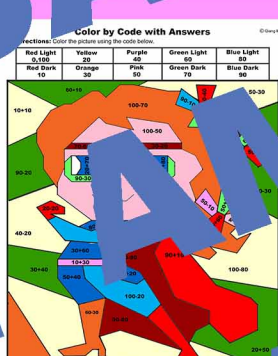
6. Doubles, Doubles + 1 & 2




7. Add 3 Numbers to 20



7. Add 3 Numbers to 20



8. Add & Subtract Multiples of 10



8. Add & Subtract Multiples of 10

# Term of Use

Copyright © Qiang Ma

All rights reserved by the author.

# Credits

I draw all the clipart myself for all the products in my store.

Thank you so much and I hope you enjoy this lesson.

